



AMX 100, 300 Series DirectConnect Thermostatic Mixing Valves

AMX1** AND AMX3**

SUBMITTAL SHEET

Job Name	
Engineer	
Mechanical Contractor	
Contractor's P.O. No.	
Representative	
Notes	

Model(s)			
THX321WFS2001W	Qty.		Notes
THX321WFS2003W	Qty.		Notes
Approval			
Service			
Tag No.			

APPLICATION

The AMX100 and AMX300 Series DirectConnect™ Mixing Valves fit any application requiring accurate control of water temperature by mixing hot and cold water.

The valves provide increased comfort and safety for the user, as well as reduced installation time for the plumbing contractor.

SPECIFICATIONS

Construction Materials:

AMX100: Bronze/stainless construction, Teflon® coated wear surfaces to prevent lime deposits

AMX300: Nickel-plated brass/bronze construction, Teflon® coated valve body wear surface, Teflon® coated brass shuttle, EPDM O-rings, and proportional design (simultaneous control of hot and cold ports)

Maximum Working Pressure: 150 psi (1034 kPa).

Flow Rate:

AMX100: Minimum - 0.5 gpm (1.9 lpm).

AMX300: Minimum - 0.25 gpm (0.95 lpm). Maximum - See Fig. 1.

Cold inlet temperature: 33 to 80 °F (0.5 to 27 °C).

Hot inlet temperature: 100 to 180 °F (38 to 100 °C)*.

Maximum Hot Water Inlet Temperature: 180 °F (82 °C)*.

Mixed Outlet Temperature: 100 to 145 °F (38 to 63 °C).

Maximum Temperature (AMX100):

200 °F (93 °C), except for CPVC mixing valves (maximum of 180 °F [82 °C] at maximum of 100 psi).

Minimum Required Temperature Difference between

Hot and Mix:

AMX100: 10 °F (-12 °C).

AMX300: 27 °F (15 °C).

Lead Free Plumbing Code Compliance:

The wettable surfaces of lead free models contain less than .25% of lead by weighted average.

Recirculation Port: 1/2 in. NPT.

Dimensions: See Fig. 2 (AMX100) or Fig. 3 (AMX300).

* The AMX series is tested to ASSE 1017 by CSA which requires a maximum temperature of 180 °F (82 °C); however, Resideo has tested the maximum temperature at 212 °F (100 °C).

FLOW RATE

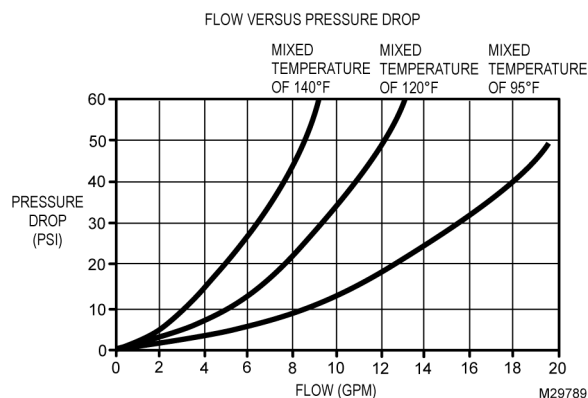


Fig. 1. AMX300 Pressure Drop Chart.

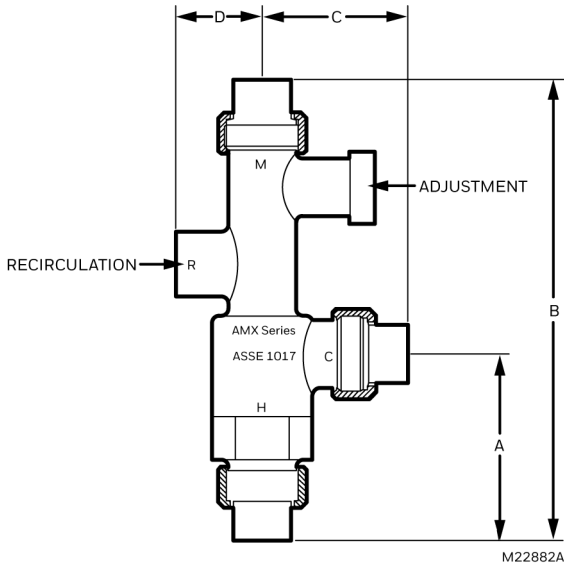
IMPORTANT

- Do NOT expose the mixing valve to temperatures below 32 °F (0 °C) or allow it to freeze.
- Do NOT subject the mixing valve to excess heat during installation.
- Do NOT use excess thread sealant. If sealant inadvertently enters into the mixing valve chamber, it may cause the internal assembly to malfunction.



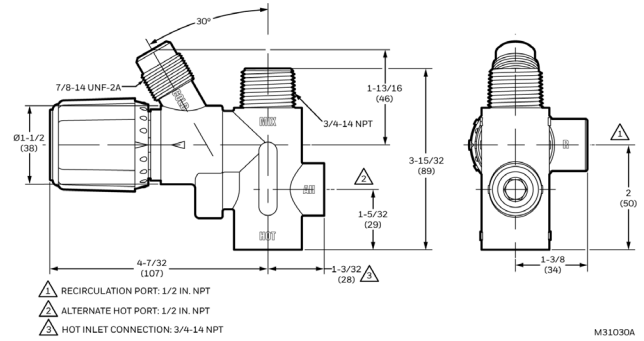
33-00443-02

DIMENSIONS



Product Number	Dimensions (inches)			
	A	B	C	D
AMX100-UCPVC-1-LF	3-1/2	8-7/16	2-11/16	1-1/2
AMX100-UPEX-1-LF	3-1/2	8-5/8	2-15/16	1-1/2
AMX100-US-1-LF	3-1/2	8-3/16	2-1/2	1-1/2
AMX100-UT-1-LF	3-1/2	8-1/2	2-13/16	1-1/2
AMX101-UCPVC-1-LF	4-3/16	9	2-1/2	1-1/2
AMX101-UPEX-1-LF	4-3/16	9-3/16	2-11/16	1-1/2
AMX101-US-1-LF	4-3/16	9	2-1/2	1-1/2
AMX101-UT-1-LF	4-3/16	9-11/16	3-1/2	1-1/2
AMX102-US-1-LF	4-1/2	10	3-1/2	1-1/2
AMX102-UT-1-LF	4-1/2	10.3	3-13/16	1-1/2

Fig. 2. AMX100 Series Thermostatic Mixing or Diverting Valve dimensions.



Material Number	Pipe Size in/(DN)	Connection Type	Capacity (Cv)	Flex Connector
AMX300TLF/U	1/2 in. (DN15)	Hot Inlet - Female NPT; Mixed Outlet - Male NPT	2.3 Cv	8"
AMX302TLF/U	1 in. (DN25)	Hot Inlet - Female NPT; Mixed Outlet - Male NPT	2.3 Cv	11"

Fig. 3. AMX300 Series Mixing Valve dimensions in in. (mm).

By using this Resideo literature, you agree that Resideo will have no liability for any damages arising out of your use or modification to, the literature. You will defend and indemnify Resideo, its affiliates and subsidiaries, from and against any liability, cost, or damages, including attorneys' fees, arising out of, or resulting from, any modification to the literature by you.



www.resideo.com

Resideo Inc., 1985 Douglas Drive North,
Golden Valley, MN 55422

33-00443-02 M.S. Rev. 11-19 | Printed in United States

This product is manufactured by Resideo Technologies, Inc., Golden Valley, MN, 1-800-468-1502

©2019 Resideo Technologies, Inc. All rights reserved.