

AprilAire[®]

Air Cleaner

SPECIFICATION SHEET

Models 1610/1620

Easy Install™ Whole-Home
Air Cleaners



FEATURES

- Ships with Clean Air MERV 11 filter
- Accepts Aprilaire Healthy Home Merv 13, Odor Reduction MERV 13 or Allergy & Asthma MERV 16 filter.
- Easily converts to right or left side by reversing door and back plate
- Includes metal tabs for securing the air cleaner frame to the furnace or air handler
- Minimal maintenance required—simply replace filter annually
- Made of corrosion-resistant heavy gauge pre-painted steel
- Proprietary door design and Self-Seal™ media virtually eliminates air bypass for optimal performance
- 5-year warranty on cabinet from date of installation



Model 1610



Model 1620

BENEFITS

- Reduced installation time — no need for field-formed transitions — requires little or no return air duct repositioning
- Offers equipment protection from dust buildup, reducing profit-robbing callbacks
- Assured system performance through low static pressure
- Superior performance over one-inch filters — next to no bypass, longer filter life, traps more particles

PRODUCT SPECIFICATIONS

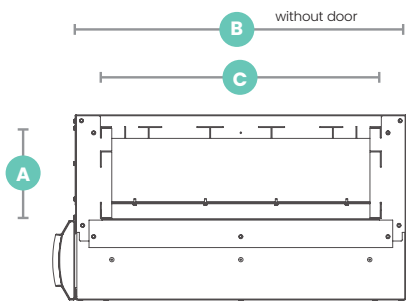
	Nominal Size (In Inches)	Shipping Weight	MERV 13				MERV 11			
			Replacement Media	Resistance @ Airflow Volume (inches w.c. @CFM)	Shipping Weight (full carton)	Filtering Media Area	Replacement Media	Resistance @ Airflow Volume (inches w.c. @CFM)	Shipping Weight (full carton)	Filtering Media Area
Model 1610	16 x 25	22 lbs.	Model 413	.07" @ 600 .10" @ 800 .14" @ 1000 .17" @ 1200 .22" @ 1400 .26" @ 1600 .31" @ 1800 .37" @ 2000	22 lbs., 8 filters per carton	24.5 sq. ft.	Model 410	.05" @ 600 .07" @ 800 .09" @ 1000 .12" @ 1200 .15" @ 1400 .19" @ 1600 .22" @ 1800 .27" @ 2000	22 lbs., 8 filters per carton	24.5 sq. ft.
Model 1620	20 x 25	31 lbs.		Model 213				.06" @ 600 .09" @ 800 .12" @ 1000 .15" @ 1200 .19" @ 1400 .23" @ 1600 .27" @ 1800 .31" @ 2000		

Resistance measurements for Odor Reduction (MERV 13 + carbon) and Allergy and Asthma (MERV16) filters are available at aprilairpartners.com.

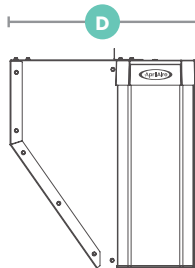
REMOVAL EFFICIENCY (Based on Particle Size)

	0.3 - 1.0 Microns	1.0 - 3.0 Microns	3.0 - 10 Microns
MERV 16	95%	98%	99%
MERV 13	63%	88%	93%
MERV 11	37%	67%	92%

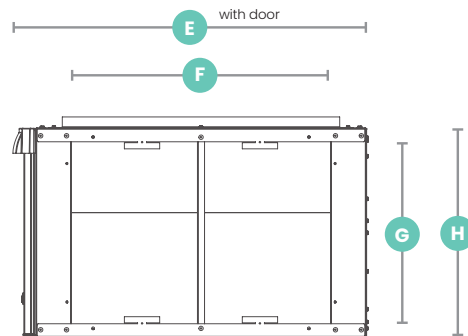
Top
(Inlet Return Duct Connection)



Front



Right Side



Dim.	Description	Model 1610	Model 1620
A	Inlet Opening Width	8 3/32" to 10 3/32" (206-257mm)	8 3/32" to 10 3/32" (206-257mm)
B	Outer Housing Depth without Door	28 3/16" (716mm)	25 3/8" (645mm)
C	Inlet Opening Depth	23 7/8" (606mm)	21 3/32" (536mm)
D	Unit Width	15 11/16" (398mm)	15 11/16" (398mm)
E	Outer Housing Depth with Door	30 3/16" (767mm)	27 3/8" (695mm)
F	Outlet Opening Width	22" (559mm)	19 5/16" (491mm)
G	Outlet Opening Height	15 1/2" (394mm)	19 3/4" (502mm)
H	Unit Height	17 13/16" (452mm)	22 1/8" (562mm)

REPLACEMENT FILTERS

Also Uses					
	MERV 16 Performance	<table border="1"> <tr> <td style="background-color: #008080; color: white;">Model 1610</td> <td>Filter Model 416</td> </tr> <tr> <td style="background-color: #008080; color: white;">Model 1620</td> <td>Filter Model 216</td> </tr> </table>	Model 1610	Filter Model 416	Model 1620
Model 1610	Filter Model 416				
Model 1620	Filter Model 216				

Also Uses					
	MERV 13 + CARBON Performance	<table border="1"> <tr> <td style="background-color: #008080; color: white;">Model 1610</td> <td>Filter Model 413CBN</td> </tr> <tr> <td style="background-color: #008080; color: white;">Model 1620</td> <td>Filter Model 213CBN</td> </tr> </table>	Model 1610	Filter Model 413CBN	Model 1620
Model 1610	Filter Model 413CBN				
Model 1620	Filter Model 213CBN				

Also Uses					
	MERV 13 Performance	<table border="1"> <tr> <td style="background-color: #008080; color: white;">Model 1610</td> <td>Filter Model 413</td> </tr> <tr> <td style="background-color: #008080; color: white;">Model 1620</td> <td>Filter Model 213</td> </tr> </table>	Model 1610	Filter Model 413	Model 1620
Model 1610	Filter Model 413				
Model 1620	Filter Model 213				

Ships With					
	MERV 11 Performance	<table border="1"> <tr> <td style="background-color: #008080; color: white;">Model 1610</td> <td>Filter Model 410</td> </tr> <tr> <td style="background-color: #008080; color: white;">Model 1620</td> <td>Filter Model 210</td> </tr> </table>	Model 1610	Filter Model 410	Model 1620
Model 1610	Filter Model 410				
Model 1620	Filter Model 210				