

AprilAire
PARTNERS

All Product Guide

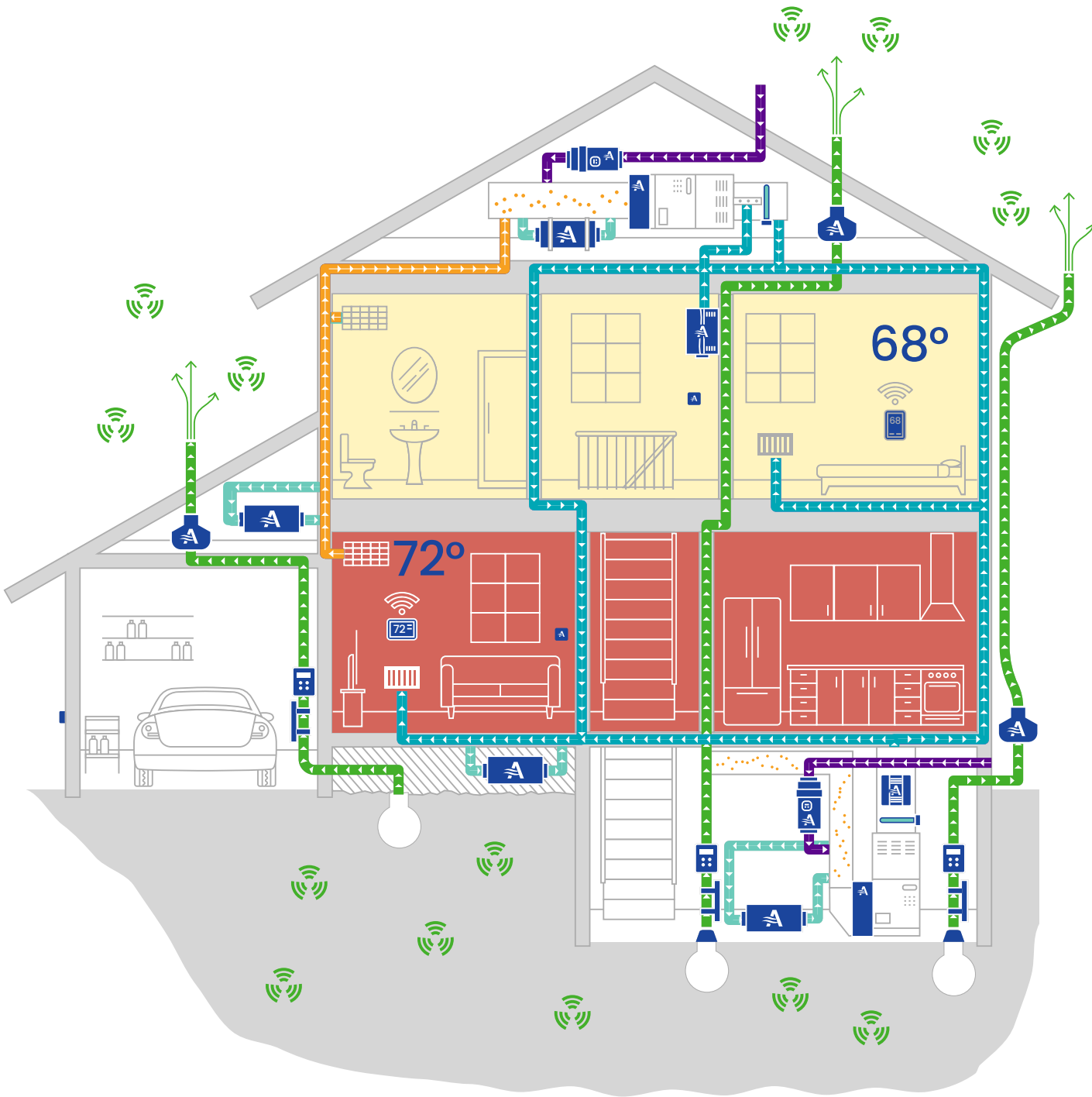
Quick Reference | February 2023



Healthy Air in every home.



AprilAire Healthy Air Solutions



AprilAire

We are professional-grade Healthy Air solutions. AprilAire is on a mission to enhance people's health by improving the air in their homes. Healthy Air is essential to living a healthy lifestyle and improving our overall well-being. We are inspired by the needs of consumers and the expertise of professional contractors to create, design, and build innovative solutions.

AprilAire is Healthy Air.



5-year warranty on all installed products

Designed & Assembled in the USA
utilizing U.S. and Global Components

- Radon Mitigation
- Fresh Air Ventilation
- Dehumidification
- Air Filtration
- Humidification
- Zone Control
- UVC



Mitigation Fans

AprilAire Radon Mitigation Fans are specifically designed for radon mitigation. AprilAire Fans provide superb performance and run ultra-quiet.

Features

- Energy efficient
- Ultra-quiet operation
- Meets all electrical code requirements
- Housing that stays white
- Water-hardened motorized impeller
- Seams sealed to inhibit radon leakage (ARN15F/ARN25F double snap sealed)
- ETL Listed - for indoor or outdoor use
- Thermally protected motor
- Rated for commercial and residential use
- Patent pending design
- Optimal for moderate to tight soils (ARNHPF Only)
- Technology to inhibit radon and soil gas leakage
- ETL listed by Intertek to UL507 and CSA C22.2 Standards



MODEL	FAN DUCT DIAMETER	WATTS	RECOMMENDED MAXIMUM OPERATING PRESSURE " WC	TYPICAL CFM vs. STATIC PRESSURE WC									
				0"	0.2"	0.5"	1.0"	1.5"	2.0"	2.5"	3.0"	3.5"	4.0"
ARN15F	4"	41-72	1.7	166	-	126	82	41	3	-	-	-	-
ARN25F	6"	70-170	2.3	375	340	282	204	140	70	-	-	-	-
ARNHPF	3"	70-170	4.0	-	110	-	97	88	79	68	54	36	14

Designed & Assembled in the USA
utilizing U.S. and Global Components



5 YEAR WARRANTY
All AprilAire Radon Mitigation Fans are covered by our 5-year, hassle-free warranty.



Mitigation Kits

Kits include: fan, manometer, couplings, and radon system alarm.



	ARN15K	ARN25K	ARNHPK
Application	Slab size <1500 sq. ft.	Slab size 1500-2500 sq. ft.	Moderate to Tight Soil
RRNC 2.0 Radon Fan Type	RF1, RF2	-	-
Dimensions DxH	9.7" x 8.5"	11.75" x 8.6"	11.9" x 10.9"
Color	White	White	White
Fan Duct Diameter	4"	6"	3"
Pressure	1.7" WC	2.3" WC	4.0" WC

Radon Accessories

ACCESSORY	DESCRIPTION
Manometer P/N ARN05M	Mounts to the outside of PVC pipe on a radon mitigation system and measures vacuum pressure in real time, helping to indicate potential issues with the fan. It can serve as a secondary indicator that vacuum pressure has changed in the event of a system alarm going off, helping to confirm that it's not a false alarm.
Transition Fitting P/N ARNTF4	Consolidates the number of fittings needed in outdoor radon mitigation system installations. Connects a 4" fan pipe to a 4" exhaust pipe with a weir (not included) for capturing and draining condensate. Weir is included in the Condensate Bypass Kit.
Condensate Bypass Kit P/N ARNCBK	This kit is designed to drain condensation around the fan in outdoor installs.
Radon-T Fitting P/N ARNSIT	Designed for use in adding radon mitigation to new construction and crawl spaces. Provides 4-way airflow, allowing moisture and soil gases to be drawn from all angles.
System Alarm P/N ARNALM	Advanced vacuum monitoring device utilizing piezoresistive pressure sensor (PPS) technology. It provides homeowners with an easy-to-read, easy-to-use system alarm that requires no interpretation.



Humidity Control

Humidifiers—Part of the AprilAire Healthy Air System.

HUMIDIFIERS	TYPE OF HUMIDIFICATION	UNIT SIZE WIDTH X HEIGHT X DEPTH	PLENUM OPENING	CAPACITY GPD=GALLONS PER DAY	ELECTRICAL DATA	WATER PANEL/ CANISTER
 #800* #801***	Steam For larger homes and applications when evaporative units are less practical (attics, crawl spaces, closets, milder winter climates, non-forced air-heating source).	10 1/8" x 20 7/8" x 7 1/8"	-	11.5 GPD	120VAC 60HZ 11.5A	80 ^{††}
				16.0 GPD	120VAC 60HZ 16.0A	
				20.5 GPD	208VAC 60HZ 11.5A	
 #865** #866***	Ductless Steam Includes the Model 800, Fan Pack, Model 65 Control and Model 4028 Drain Trap. For homes without forced-air heating systems.	Fan Pack: 14" x 6 29/32" x 3 15/16" Finished Grille: 16 3/16" x 9" x 1 3/32"	-	30.0 GPD	208VAC 60HZ 16.0A	
				23.3 GPD	240VAC 60HZ 11.5A	
				34.6 GPD	240VAC 60HZ 16.0A	
 #700* #700M**	Fan Powered Evaporative Built-in fan that pulls heated air directly from the furnace.	15 29/32" x 18" x 10 11/32"	W: 14 3/4" H: 14 31/100"	18 GPD	120VAC 60HZ 0.8A	35
 #600* #600M**	Large Bypass Evaporative Uses the furnace blower to move air through a Water Panel®.	15 3/8" x 15 3/4" x 10 1/4" 6" dia. round opening	W: 10" H: 12 3/4"	17 GPD	24VAC 60HZ 0.5A	35
 #500* #500M**	Small Bypass Evaporative Designed for smaller homes	15 5/8" x 13" x 10 1/4" 6" dia. round opening	W: 9 1/2" H: 9 1/2"	12 GPD	24VAC 60HZ 0.5A	10
 #400* #400M**	Water Saver Bypass Evaporative Uses 100% of water and evaporative technology that eliminates the need for a drain. Conserves Water.	15 3/8" x 15 3/4" x 10 1/4"* 6" dia. round opening See note on heat pumps†	W: 10" H: 12 3/4"	17 GPD	24VAC 60HZ 0.5A	45
 #300	Self-Contained Evaporative For boilers, mini-splits, radiant heat and ductless systems.	14 3/8" x 12 1/2" x 22 3/32"	-	13 GPD	120V 60HZ 0.7 AMP	35



Designed & Assembled in the USA
Using U.S. and Global Components

HUMIDIFIER SIZING GUIDELINES GPD NEEDED PER SQUARE FOOT‡ BASED ON BUILDING STRUCTURE TIGHTNESS							
STRUCTURE TIGHTNESS	VOLUME OF BUILDING (FT³)						
	8000	12000	16000	20000	24000	32000	40000
	BUILDING FLOOR AREA (FT²) WITH 8 FT CEILINGS						
	1000 Ft²	1500 Ft²	2000 Ft²	2500 Ft²	3000 Ft²	4000 Ft²	5000 Ft²
Tight	3.3 GPD	5.0 GPD	6.7 GPD	8.3 GPD	10.0 GPD	13.4 GPD	16.7 GPD
Average	6.7 GPD	10.0 GPD	13.4 GPD	16.7 GPD	20.0 GPD	26.7 GPD	33.4 GPD
Loose	10.0 GPD	15.0 GPD	20.0 GPD	25.0 GPD	30.1 GPD	40.1 GPD	50.1 GPD

* Automatic Digital Control (shown)

** Manual Control - For those rare occurrences where an automatic control is not practical, AprilAire offers the same great humidifiers with a manual control.

*** 801 & 866 Modulating Steam Humidifier - For precise RH control. Controls are sold separately.

† Heat Pumps - Model 400 can be installed in heat pump applications. However, due to the fact that heat pumps deliver lower temperature air to the home than gas furnaces, evaporation will be approximately 60% of rated capacity. (With other AprilAire models, hot water can be used instead of cold to maximize evaporation. However, due to the nature of the wicking water panel in Model 400, hot water provides less benefits.) As such, your dealer will need to take the size and age of your home into consideration to ensure the Model 400 will provide satisfactory comfort and protection through adequate humidification.

†† Model 800LC available with 80LC canister for less conductive water 75-300µS/cm and 120VAC applications.

‡ GPD = Gallons Per Day, as recommended by AHRI (Air Conditioning, Heating and Refrigeration Institute), Guideline F

A family of 4 will add 2 gallons of humidity per day through everyday activities like breathing, cooking, bathing and washing. Evaporative capacities assume blower is active 100% of the time, plenum temperature is at 120°F and water is cold.

Bypass Humidifiers - Can be installed on the supply or return plenum.

Water Usage Rate - Model 300 is 6 gph (gph=gallons per hour); Models 500, 600 and 700 are 3 gph; Model 400 is 0.7 gph; Model 800 is 0.6 to 1.8 gph depending on voltage, amp draw and water quality.

Regional Humidifier Applications

AprilAire humidifiers can be installed on many different types of HVAC equipment. This application guide is to assist in the selection of the appropriate AprilAire product based upon geography and heating equipment.

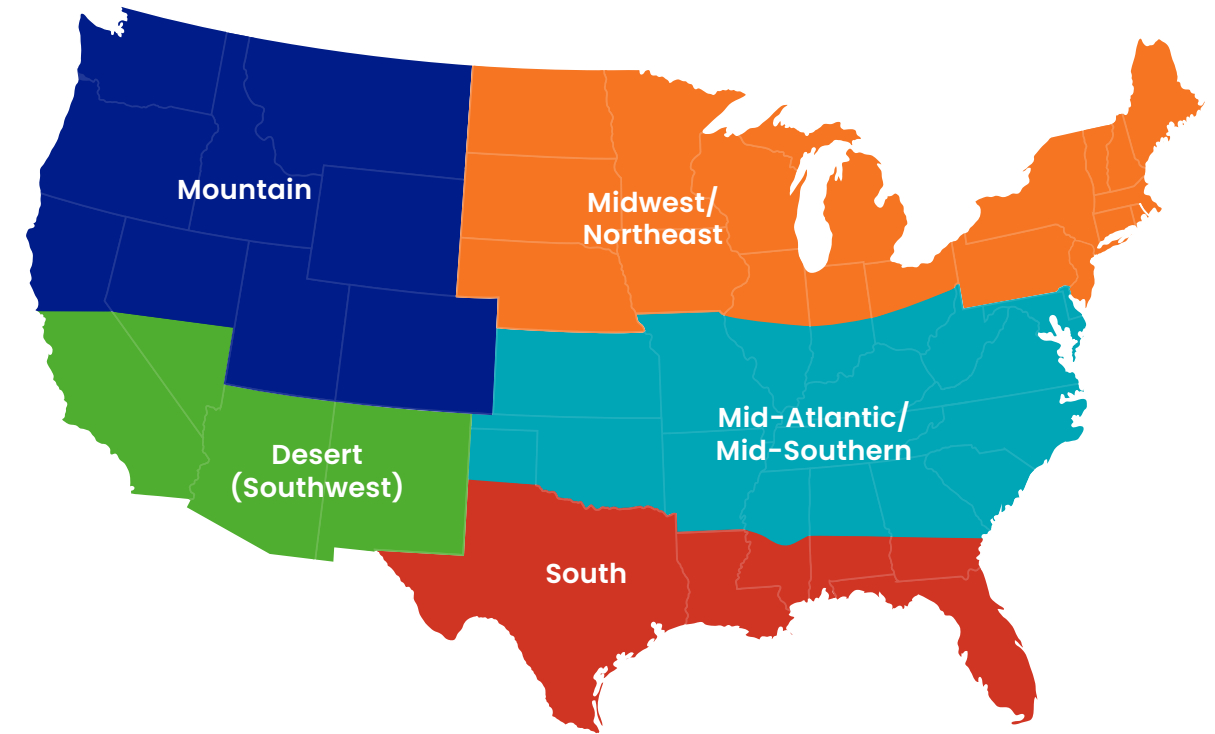
It's important to consider the plenum temperature, air flow (fan speed) and run time (heat call primary, fan only call secondary) when selecting products.

Automatic humidity controls have an integrated blower

activation feature, which is factory set to 'ON'. It will turn on the humidifier and the HVAC blower for humidification without a heat call. It will increase the run time and effectiveness of the humidifier.

Installations with a manual humidifier control can increase capacity by turning the thermostat fan to "ON".

When installing evaporative humidifiers, it's recommended they are plumbed to hot water.



CLIMATE ZONE/RECOMMENDED APRILAIRE HUMIDIFIER SOLUTION BY MODEL					
EQUIPMENT	MIDWEST/NORTHEAST	MID-ATLANTIC/MID-SOUTHERN	MOUNTAIN	SOUTH	DESERT (SOUTHWEST)
Gas/Oil Furnace—Single Stage or Multi Stage*	400/500/600/700/800	400/500/600/700/800	400/500/600/700/800	500/600/700/800	800
Gas/Oil Modulating Furnace**	700/800	700/800	700/800	700/800	800
Heat Pump/Geo—Single Stage or Multi Stage*	400†/500/600/700/800	400†/500/600/700/800	400†/500/600/700/800	500/600/700/800	800
Heat Pump/Geo—Modulating**	700/800	700/800	700/800	700/800	800
Boiler With AHU (No Heat Source)	800	800	800	800	800
Boiler With AHU and Hot Water Coil/ Hydro Air Unit	700/800	700/800	800	800	800
Boiler	300/865	300/865	300/865	300/865	300/865
Electric Baseboard Heating	300/865	300/865	300/865	300/865	300/865
Humidifying with A/C Unit	800	800	800	800	800

*PSC, constant torque ECM

**Variable speed ECM

†Evaporative performance of bypass humidifiers decreases with lower airflow volume and lower air temperature. Bypass models can be used in these applications if the HVAC system pressure differential between supply and return ducts is at least 0.08 in. wg and air temperature, hot water and continuous fan in the supply duct is at least 100°F.







Humidity Control

Dehumidifiers - Part of the AprilAire Healthy Air System

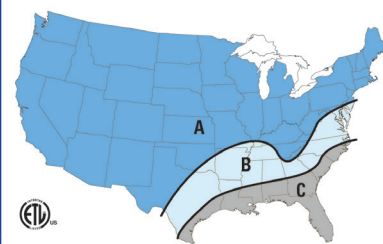


Designed & Assembled in the USA
utilizing U.S. and Global Components

DEHUMIDIFIERS	UNIT SIZE ² WIDTH X HEIGHT X LENGTH	CAPACITY PPD = PINTS PER DAY	AIRFLOW @ VARYING E.S.P. (EXTERNAL STATIC PRESSURE - DRY COIL)	UNIT WEIGHT LBS.
 #E070	12½" x 12½" x 25"	@80°F/60%RH @73°F/60%RH 70 ppd 53 ppd	0.0" w.c. 200 CFM 0.2" w.c. 170 CFM 0.4" w.c. 140 CFM	56
 #E080 #E080H ¹	14" x 15" x 26"	@80°F/60%RH @73°F/60%RH 80 ppd 65 ppd	0.0" w.c. 185 CFM 0.2" w.c. 135 CFM 0.4" w.c. 85 CFM	63
 #E100 #E100H ¹ #E100C ²	14" x 15" x 26"	@80°F/60%RH @73°F/60%RH 100 ppd 85 ppd	0.0" w.c. 280 CFM 0.2" w.c. 245 CFM 0.4" w.c. 210 CFM	64
 #E130 #E130H ¹ #E130C ²	19½" x 18¾" x 30"	@80°F/60%RH @73°F/60%RH 130 ppd 105 ppd	0.0" w.c. 310 CFM 0.2" w.c. 270 CFM 0.4" w.c. 225 CFM	98

¹E080H, E100H and E130H are hardwired units ²E100C and E130C are on casters

DEHUMIDIFIER SIZING GUIDELINES



The recommended home floor area (ft²) that each listed dehumidifier can dehumidify is to be used as sizing guidelines only. The actual home size is dependent on the exact location of the home, the actual total ventilation rate, occupant living habits, moisture removal characteristics of the air conditioning system and the environmental conditions at which the occupants experience comfort. Values are for the most humid locations within each region.

Provide on-demand sizing recommendations using the Dehumidifier Selection Assistant
AprilAirepartners.com/dsa

	MODEL E080		MODEL E100		MODEL E130	
	LOOSE	TIGHT	LOOSE	TIGHT	LOOSE	TIGHT
REGION A	3,200 Ft ²	4,400 Ft ²	4,000 Ft ²	5,500 Ft ²	5,200 Ft ²	7,200 Ft ²
REGION B	2,600 Ft ²	3,900 Ft ²	3,200 Ft ²	5,000 Ft ²	3,900 Ft ²	6,500 Ft ²
REGION C	1,600 Ft ²	2,300 Ft ²	2,000 Ft ²	3,000 Ft ²	2,300 Ft ²	3,600 Ft ²




Air Filtration

Air Cleaners - Part of the AprilAire Healthy Air System



Designed & Assembled in the USA
utilizing U.S. and Global Components

AIR CLEANERS	NOMINAL SIZE (IN INCHES)	CABINET SIZE	SHIPPING WEIGHT (LBS)	INCLUDED FILTER	COMPATIBLE FILTERS*
	20 x 25	W: 6 ¾" H: 22 1/16" D: 27 3/8"	20	MERV 16	
	16 x 25	W: 6 ¾" H: 17 3/4" D: 30 1/16"	19.25	216	213CBN, 213, 210
	31 x 28	W: 6 ¾" H: 31" D: 30 1/16"	24.9	416	413CBN, 413, 410
	20 x 25	W: 6 ¾" H: 22 1/16" D: 27 3/8"	19	MERV 13	
	20 x 20	W: 6 ¾" H: 20 3/8" D: 22 1/16"	17	213	216, 213CBN, 210
	16 x 25	W: 6 ¾" H: 17 3/4" D: 30 1/16"	19	313	310
	16 x 20	W: 6 ¾" H: 17 3/4" D: 22 1/16"	13	MERV 11	
	20 x 25	W: 6 ¾" H: 22 1/16" D: 27 3/8"	20	110	113
	20 x 20	W: 6 ¾" H: 20 3/8" D: 22 1/16"	15	210	216, 213CBN, 213
	16 x 25	W: 6 ¾" H: 17 3/4" D: 30 1/16"	19	310	313
	31 x 28	W: 6 ¾" H: 31" D: 30 1/16"	28	410	416, 413CBN, 413
	25 x 20	W: 6 ¾" H: 25 1/16" D: 22 1/16"	18	510	516, 513CBN, 513
	16 x 25	W: 15 11/16" H: 17 13/16" D: 30 3/16"	31	910	913
	20 x 25	W: 15 11/16" H: 22 1/8" D: 27 3/8"	32.4	410	416, 413CBN, 413
	16 x 25	W: 15 11/16" H: 17 13/16" D: 30 3/16"	31	210	216, 213CBN, 213
	16 x 25	W: 12" H (front): 18 3/8" H (back): 17 3/4" D: 31"	35	ELECTRONIC AIR CLEANER	
				501	



*Included filter is always available as a replacement.



Air Sanitization

UVC - Part of the AprilAire Healthy Air System



	MODEL #	CONTAINS	AIR CLEANER SIZE (H X L X W)	INCLUDED FILTER
	AUV24V	UVC Coil Cleaner		
	AUVRPB	Replacement UVC Lamp		
	UV12	1210 Air Cleaner AUV24V UV-C Coil Cleaner	20" x 25" x 4"	210 MERV 11
	UV14	1410 Air Cleaner AUV24V UV-C Coil Cleaner	16" x 25" x 4"	410 MERV 11
	UV22	2210 Air Cleaner AUV24V UV-C Coil Cleaner	20" x 25" x 4"	213 MERV 13
	UV24	2410 Air Cleaner AUV24V UV-C Coil Cleaner	16" x 25" x 4"	413 MERV 13



Air Filtration

Air Filters - Part of the AprilAire Healthy Air System

FILTER NO.	STATIC PRESSURES AT VARIABLE CFM (IN. W.C.)*															
	200	400	600	800	1000	1200	1400	1600	1800	2000	2200	2400	2600	2800	3000	
MERV 16 HEALTHY AIR 16	216	0.06	0.09	0.13	0.17	0.23	0.29	0.36								
	416	0.07	0.10	0.13	0.18	0.24	0.31									
	516	0.04	0.05	0.07	0.09	0.10	0.13	0.15	0.18	0.21	0.24	0.27	0.31			
MERV 13 HEALTHY AIR 13	113	0.03	0.07	0.11	0.16	0.22	0.29									
	213	0.02	0.04	0.06	0.09	0.12	0.15	0.19	0.23	0.27	0.31					
	313	0.03	0.05	0.09	0.13	0.17	0.23									
	413	0.02	0.05	0.07	0.10	0.14	0.17	0.22	0.26	0.31	0.37					
	513	0.01	0.02	0.04	0.05	0.05	0.07	0.08	0.10	0.11	0.13	0.15	0.17	0.18	0.20	0.23
	613	0.02	0.05	0.07	0.10	0.14	0.17	0.22	0.26	0.31	0.37					
	813	0.02	0.04	0.06	0.09	0.12	0.15	0.19	0.23	0.27	0.31					
MERV 13 HEALTHY AIR 13+	213CBN	0.04	0.07	0.10	0.13	0.17	0.21	0.25	0.30	0.35						
	413CBN	0.04	0.07	0.10	0.14	0.19	0.24	0.29	0.36	0.43						
	513CBN	0.03	0.04	0.05	0.07	0.08	0.10	0.12	0.15	0.17	0.20	0.22	0.25	0.29	0.32	
MERV 11 HEALTHY AIR 11	110	0.02	0.05	0.06	0.10	0.14	0.20									
	210	0.02	0.03	0.04	0.06	0.08	0.11	0.13	0.16	0.19	0.22					
	310	0.02	0.04	0.06	0.10	0.14	0.19									
	410	0.02	0.03	0.05	0.07	0.09	0.12	0.15	0.19	0.22	0.27					
	510	0.02	0.02	0.03	0.04	0.04	0.05	0.06	0.07	0.09	0.10	0.12	0.14	0.15	0.17	0.19
	610	0.02	0.03	0.05	0.07	0.09	0.12	0.15	0.19	0.22	0.27					
	810	0.02	0.03	0.04	0.06	0.08	0.11	0.13	0.16	0.19	0.22					
	910	-	0.03	0.05	0.07	0.09	0.12	0.15	0.18	0.22	0.27					
MERV 10	201	0.02	0.04	0.05	0.08	0.10	0.12	0.15	0.18	0.21	0.25					
	401	0.02	0.04	0.05	0.08	0.10	0.14	0.17	0.21	0.25	0.29					
EAC	501	0.02	0.04	0.05	0.08	0.10	0.14	0.17	0.21	0.25	0.29					

*Highest value shown is maximum recommended airflow capacity.




Air Filtration

Air Filters - Part of the AprilAire Healthy Air System (Up to 12 Months)

Designed & Assembled in the USA
Utilizing U.S. and Global Components

	REMOVAL EFFICIENCY (BASED ON PARTICLE SIZE)		
	0.3-1.0 MICRONS	1.0-3.0 MICRONS	3.0-10.0 MICRONS
	MERV 16	95%	98%
MERV 13	63%	88%	93%
MERV 11	37%	67%	92%
MERV 10	22%	56%	92%
EAC - 5000	89%	95%	98%

Test Method - MERV 10-16 - ASHRAE 52.2.2012, EAP - AHRI 680-2009

	UPGRADE KITS	NOMINAL SIZE (IN INCHES)	COMPATIBLE WITH	INCLUDED FILTER	RAILS MODEL NUMBER	STATIC PRESSURE DROP (IN. W.C.) @ 1200 CFM	MAXIMUM AIRFLOW CAPACITY (IN CFM)	
MERV 13		#1213	20 x 25	AprilAire or Space-Gard 2200	213	4893	0.15	2000
		#1413	16 x 25	AprilAire or Space-Gard 2400	413	4894	0.17	2000

	UPGRADE RAILS	Nominal Size (in inches)	Compatible With	Uses Filter Model	Maximum Airflow Capacity (in CFM)
	#4893	20x25	AprilAire or Space-Gard 2200	210, 213, 213CBN	2000
	#4894	16x25	AprilAire or Space-Gard 2400	410, 413, 413CBN	2000
	#4897	16x25	16x25 Competitive Cabinets	610, 613	2000
		20x25	20x25 Competitive Cabinets	810, 813	2000
	#4898	16x20	16x20 Competitive Cabinets	110, 113	1200
		20x20	20x20 Competitive Cabinets	310, 313	1200

REPLACEMENT FILTERS					
FILTER NO.	USED WITH APRILAIRE AIR CLEANER MODELS	NOMINAL SIZE (IN INCHES)	STATIC PRESSURE DROP (IN. W.C.) @ 1200 CFM	MAXIMUM AIRFLOW CAPACITY (IN CFM)	
MERV 10	201	AprilAire or Space-Gard 2200**	20 x 25	0.12	2000
	401	AprilAire or Space-Gard 2400**	16 x 25	0.14	2000

**Air Cleaner models no longer available.



Healthy Air Controls

Thermostats – Part of the AprilAire Healthy Air System



RESIDENTIAL MODEL NUMBER STAGES	8444 • 1H/1C 8446 • 2H/1C HP 8448 • 2H/2C, 4H/2C HP	8463 • 1H/1C 8465 • 2H/1C HP 8466 • 2H/2C, 4H/2C HP	S86NMU • 2H/2C, 4H/2C HP	S86NMUPR • 2H/2C, 4H/2C HP	S86WMUPR • 2H/2C, 4H/2C HP	8910W** 8910 • 3H/3C, 4H/2C HP	8920W** • 3H/3C, 4H/2C HP
HOME AUTOMATION MODEL NO.	-	8810	-	-	-	-	8840
Dimensions (W x H x D)	5.25" x 4.5" x 1"		4.38" x 4.38" x 0.8"			6" x 4.85" x 1.25"	7.1" x 4.85" x 1"
Temperature Control	Easy to Read Display	•	•	•	•	•	•
	Simple Setup	•	•	•	•	•	•
	Displays Outdoor Temperature (if equipped)	•	•	•	•	•	•
	Adjustable Differential	•	•	•	•	•	•
	Progressive Recovery		•	•	•	•	•
Air Cleaning	Heat Blast		•	•	•	•	•
	Event-Based™ Air Cleaning		•	•	•	•	•
	Air Cleaning Notice		•	•	•	•	•
Humidifier Control	Change Filter Alert	•	•	•	•	•	•
	Automatic or Manual Humidifier Control			•	•	•	•
	"Humidifier On" Notice					•	•
Dehumidifier Control	Displays Indoor RH			•	•	•	•
	Energizes HVAC Blower for Humidity			•	•	•	•
	Controls Humidifier with 24 VAC Dry Contact			•	•	•	•
Ventilation Control	Controls Whole-Home Dehumidifier			•	•	•	•
	Controls A/C Equipment for Dehumidification			•	•	•	•
	Displays Indoor RH			•	•	•	•
Product Configuration	"Dehumidifier On" Notice					•	•
	Energizes HVAC Blower for Dehumidification			•	•	•	•
	Controls Dehumidifier with 24 VAC Dry Contact			•	•	•	•
	Programmable for Timed Ventilation			•	•	•	•
Ventilation Control	Programmable for ASHRAE 62.2 Ventilation			•	•	•	•
	Configurable Temperature and Humidity Limits			•	•	•	•
	"Ventilation On" Notice					•	•
Product Configuration	Compatible with Wireless Indoor and Outdoor Temperature/RH sensors				•	•	•
	Controls Air Cleaner and Humid or Dehumid or Vent			•	•	•	•
	Controls Air Cleaner and Humid, Dehumid and Vent					•	•
	Wired Outdoor Temperature Sensor Included			•	•	•	•
Two-Part Design – Only 3 Wires to the Living Space					•	•	

Wireless Sensors

MODEL #	TYPE OF SENSOR	COMMUNICATIONS	WIRELESS RANGE	TEMPERATURE MEASUREMENT	HUMIDITY MEASUREMENT RANGE/ ACCURACY:	BATTERY LIFE:	BATTERY TYPE:
#Z10IDT	Indoor Wireless Temperature Sensor	2.4 MHz	35 feet	Accuracy: ±2°F (40°F to 105°F), ±5°F outside of this range	Accuracy: ±5% RH between 20% and 80% RH	1 year	Lithium CR2032 type
#Z10ODT	Outdoor Wireless Temperature			Range: -40°F to 125°F	Range: 0.5% to 99.5% RH	2 years	Lithium CR2477 type

FEATURES

- Get precise temperature control, reducing hot/cold spots, by averaging an installed thermostat with wireless indoor sensors.
- Temperature/event scheduling for specific areas of the house possible with wireless sensor installation (indoor sensor only)



Zone Control Panels

MODEL	SPECIFICATIONS										
UNIVERSAL	<p>6404 – 4 Zone Universal Multistage (Can be expanded to 12 zones with Model 6401) 6403 – 3 Zone Universal Multistage 2 Heat 2 Cool or 4 Heat 2 Cool (Heat Pump) Compatible with Model 8056 wireless outdoor sensor</p> <table border="1"> <tr> <td>Overall Dimensions</td> <td>8 63/100" W x 14 18/25" H x 1 43/50" D</td> </tr> <tr> <td>Humidity</td> <td>5%–90% RH, non-condensing</td> </tr> <tr> <td>Operating Temperature</td> <td>32°F–158°F</td> </tr> <tr> <td>Shipping Temperature</td> <td>-40°F–180°F</td> </tr> <tr> <td>Voltage</td> <td>18-30VAC 50/60 Hz</td> </tr> </table> <p>Maximum Current Damper output per zone (fused): 18VA at 158°F, 30VA at 90°F zone panel and thermostats (fused): 18VA at 158°F, 30VA at 90°F zone panel consumption: 4VA max Note: Use 18 or 20 AWG solid (non-stranded) wire</p> <p>ZONED COMFORT CONTROL™ KITS** AVAILABLE: 6404K & 6403K</p>	Overall Dimensions	8 63/100" W x 14 18/25" H x 1 43/50" D	Humidity	5%–90% RH, non-condensing	Operating Temperature	32°F–158°F	Shipping Temperature	-40°F–180°F	Voltage	18-30VAC 50/60 Hz
Overall Dimensions	8 63/100" W x 14 18/25" H x 1 43/50" D										
Humidity	5%–90% RH, non-condensing										
Operating Temperature	32°F–158°F										
Shipping Temperature	-40°F–180°F										
Voltage	18-30VAC 50/60 Hz										
HEAT PUMP ONLY	<p>6303 – 3 Zone Heat Pump 6302 – 2 Zone Heat Pump 2 Heat 1 Cool Single Stage</p> <table border="1"> <tr> <td>Overall Dimensions</td> <td>8 63/100" W x 9 33/50" H x 1 43/50" D</td> </tr> <tr> <td>Humidity</td> <td>5% - 90% RH, non-condensing</td> </tr> <tr> <td>Operating Temperature</td> <td>32°F–158°F</td> </tr> <tr> <td>Shipping Temperature</td> <td>-40°F–180°F</td> </tr> <tr> <td>Voltage</td> <td>18-30VAC 50/60 Hz</td> </tr> </table> <p>Maximum Current Damper output per zone (fused): 18VA at 158°F, 30VA at 90°F zone panel and thermostats (fused): 18VA at 158°F, 30VA at 90°F zone panel consumption: 4VA max Note: Use 18 or 20 AWG solid (non-stranded) wire</p> <p>ZONED COMFORT CONTROL™ KITS** AVAILABLE: 6303K & 6302K</p>	Overall Dimensions	8 63/100" W x 9 33/50" H x 1 43/50" D	Humidity	5% - 90% RH, non-condensing	Operating Temperature	32°F–158°F	Shipping Temperature	-40°F–180°F	Voltage	18-30VAC 50/60 Hz
Overall Dimensions	8 63/100" W x 9 33/50" H x 1 43/50" D										
Humidity	5% - 90% RH, non-condensing										
Operating Temperature	32°F–158°F										
Shipping Temperature	-40°F–180°F										
Voltage	18-30VAC 50/60 Hz										
CONVENTIONAL ONLY	<p>6203 – 3 Zone Heat/Cool 6202 – 2 Zone Heat/Cool 1 Heat 1 Cool Single Stage</p> <table border="1"> <tr> <td>Overall Dimensions</td> <td>8 63/100" W x 9 33/50" H x 1 43/50" D</td> </tr> <tr> <td>Humidity</td> <td>5%–90% RH, non-condensing</td> </tr> <tr> <td>Operating Temperature</td> <td>32°F–158°F</td> </tr> <tr> <td>Shipping Temperature</td> <td>-40°F–180°F</td> </tr> <tr> <td>Voltage</td> <td>18-30VAC 50/60 Hz</td> </tr> </table> <p>Maximum Current Damper output per zone (fused): 18VA at 158°F, 30VA at 90°F zone panel and thermostats (fused): 18VA at 158°F, 30VA at 90°F zone panel consumption: 4VA max Note: Use 18 or 20 AWG solid (non-stranded) wire</p> <p>ZONED COMFORT CONTROL™ KITS** AVAILABLE: 6303K & 6302K</p>	Overall Dimensions	8 63/100" W x 9 33/50" H x 1 43/50" D	Humidity	5%–90% RH, non-condensing	Operating Temperature	32°F–158°F	Shipping Temperature	-40°F–180°F	Voltage	18-30VAC 50/60 Hz
Overall Dimensions	8 63/100" W x 9 33/50" H x 1 43/50" D										
Humidity	5%–90% RH, non-condensing										
Operating Temperature	32°F–158°F										
Shipping Temperature	-40°F–180°F										
Voltage	18-30VAC 50/60 Hz										

** Zoned Comfort Control Kits include: Zone panel, 6" duct probe and 24VAC 40VA universal transformer

Zone Dampers



Designed & Assembled in the USA
Utilizing U.S. and Global Components

		RECTANGULAR DAMPER SIZE & STOCK NO.*											
		NOMINAL WIDTH (IN INCHES)											
		8" (203MM)	10" (254MM)	12" (305MM)	14" (356MM)	16" (406MM)	18" (457MM)	20" (508MM)	22" (559MM)	24" (610MM)	26" (660MM)	28" (711MM)	30" (762MM)
Side Mount Motor mounted on short dimension W3 indicates power open/ power closed	8" (203MM)	6721 6721W3	6722 6722W3	6723 6723W3	6724 6724W3	6725 6725W3	6726 6726W3	6727 6727W3	6728 6728W3	6729 6729W3	6730 6730W3	6731 6731W3	6753 6753W3
	10" (254MM)		6732 6732W3	6733 6733W3	6734 6734W3	6735 6735W3	6736 6736W3	6737 6737W3	6738 6738W3	6739 6739W3	6740 6740W3	6741 6741W3	6742 6742W3
	12" (305MM)			6743 6743W3	6744 6744W3	6745 6745W3	6746 6746W3	6747 6747W3	6748 6748W3	6749 6749W3	6750	6751	6752
	14" (356MM)				6754 6754W3	6755 6755W3	6756 6756W3	6757 6757W3	6758 6758W3	6759 6759W3	6760	6761	6762
	16" (406MM)					6763 6763W3	6764	6765	6766	6767	6768	6769	6770
	18" (457MM)						6771	6772	6773	6774	6775	6776	6777
	20" (508MM)							6778	6779	6780	6781	6782	6783
	22" (559MM)								6784	6785	6786	6787	6788
	24" (610MM)									6789	6790	6791	6792
	26" (660MM)										6793	6794	6795
28" (711MM)											6796	6797	
30" (762MM)												6798	
Bottom Mount Motor mounted on long dimension	8" (203MM)	6721 6721W3	6812 6812W3	6813 6813W3	6814 6814W3	6815 6815W3	6816 6816W3	6817 6817W3	6818 6818W3	6819 6819W3			
	10" (254MM)		6732 6732W3	6823 6823W3	6824 6824W3	6825 6825W3	6826 6826W3	6827 6827W3	6828 6828W3	6829 6829W3			
	12" (305MM)			6743 6743W3	6834 6834W3	6835 6835W3	6836 6836W3	6837 6837W3	6838 6838W3	6839 6839W3			

* Rectangular Damper Dimension = Nominal width + 3.5"

† 10 day lead time for shaded items

Zone Dampers



Designed & Assembled in the USA
Utilizing U.S. and Global Components

		ROUND DAMPER SIZE & STOCK NO.*											
		NOMINAL DIAMETER (IN INCHES)											
		4" (102MM)	5" (127MM)	6" (152MM)	7" (178MM)	8" (203MM)	9" (229MM)	10" (254MM)	12" (305MM)	14" (356MM)	16" (406MM)	18" (457MM)	20" (508MM)
<p>Zone Damper (Normally open/ power closed) W3 indicates power open/power closed</p>				6606 6606W3	6607 6607W3	6608 6608W3	6609 6609W3	6610 6610W3	6612 6612W3	6614 6614W3	6616 6616W3	6618	6620
<p>Ventilation Damper (Normally closed/ power opened)</p>			6506		6508			6510	6512				
				H: 10 3/4"		H: 10 3/4"			H: 10 3/4"	H: 12 3/4"			
<p>Barometric Pressure Relief (Air flow activated)</p>					6108		6110	6112	6114	6116			
						H: 10 3/4"		H: 10 3/4"	H: 12 3/4"	H: 14 3/4"	H: 16 3/4"		
<p>Static Pressure Relief (Power activated)</p>					6208		6210	6212	6214	6216	6218	6220	
						H: 8"		H: 10"	H: 12"	H: 14"	H: 16"	H: 18"	H: 20"
<p>Round Slip-In Damper (Normally open/ power closed)</p>		6704	6705	6706	6707	6708		6710					
			W: 3 4/5" H: 12 3/5" D: 7 3/10"	W: 3 4/5" H: 12 3/5" D: 8 3/10"	W: 3 4/5" H: 12 3/5" D: 9 3/10"	W: 3 4/5" H: 12 3/5" D: 10 3/10"	W: 3 4/5" H: 12 3/5" D: 11 3/10"		W: 3 4/5" H: 12 3/5" D: 13 3/10"				

* Round Damper Dimension = Nominal diameter + 4.5"

† 10 day lead time for shaded items












Fresh Air Ventilation

Ventilators and Ventilating Dehumidifiers -
Part of the AprilAire Healthy Air System



Designed &
Assembled
in the USA
utilizing U.S. and Global Components

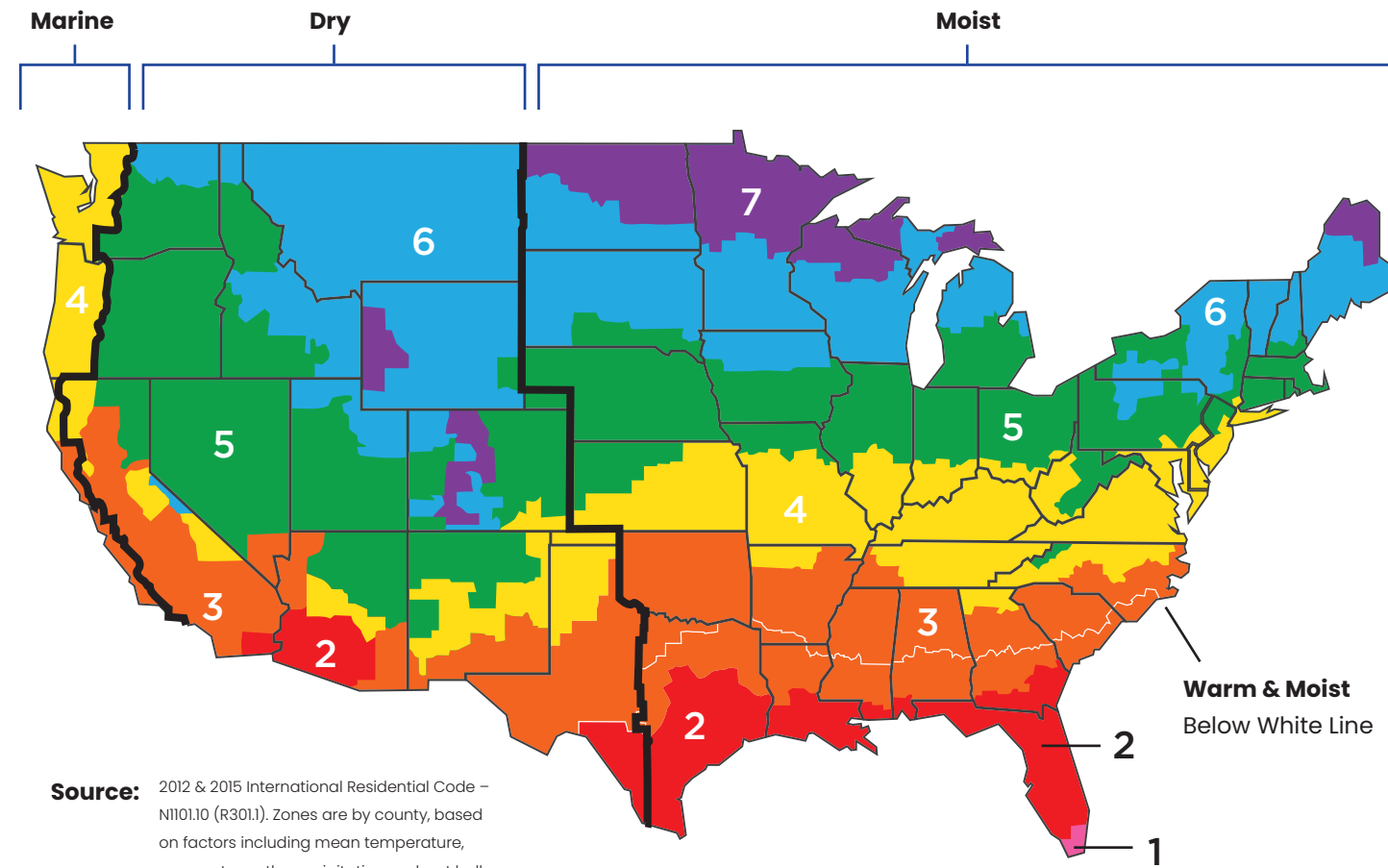
VENTILATION SYSTEMS	UNIT SIZE	SHIPPING WEIGHT LBS.	AIRFLOW 0.2 IN. W.C. @ (CFM)	DESCRIPTION
VENTILATING DEHUMIDIFIERS				
 #E100V + 8190FF	W: 14 1/2" H: 23 1/2" L: 48 1/4"	82.00 (E100V) 16.80 (8190FF)	150	The Ventilating Dehumidifier (Models E100V + 8190FF) brings in fresh air to meet ventilation needs while removing excess humidity from the incoming outdoor air. Fresh air is brought in whenever the HVAC system or dehumidifier is running to meet that need. If the required time is not met through these run cycles, the ventilating dehumidifier will bring in fresh air and remove any excess humidity.
 #8192A	W: 15" H: 14" L: 26"	82.00	245	The 8192A features an integrated ventilation control. It draws fresh air into the home by energizing its fan and opening its vent damper. If the incoming air is above a set relative humidity percentage point, the outside air is dehumidified by the 8192A. *Dehumidification Capacity 100 Pints Per Day
FRESH AIR VENTILATORS				
 #8145A #8145NC #8145K	W: 12 1/4" H: 11 3/4" L: 23 2/5"	15.00 (8145A) 14.50 (8145NC) 21.00 (8145K)	210	The 8145A or 8142A delivers fresh air into the return or supply duct by energizing its fan and opening its integrated damper. Both models feature an 8120A ventilation controller integrated into the unit. NC models do not include an on-board controller so that ventilation can be controlled via thermostat. The 8145K comes with 8145NC, 8120A control, inlet hood and start collar for adding ventilation to existing homes and systems.
 #8142A #8142NC	W: 13 1/2" H: 6 7/10" L: 11 9/10"	11.50 10.75	210	
 #8144NC	W: 10 1/4" H: 18 1/8" D: 10 1/4"	20.50	130	The 8144NC provides continuous low-volume ventilation for smaller single- and multi-family homes. A separate 8120A ventilation controller can be added to set the unit to operate by the controller's Code or Comfort functions.
VENTILATION CONTROLLER				
 #8120A	W: 4 11/100" H: 3 3/5" D: 1 59/100"	.50		The 8120A engages a fan or damper on ventilation solutions to deliver fresh air to return duct. It can provide fresh air within set high/low outdoor temperature and indoor RH limits.
VENTILATION SYSTEM				
 #8126A	W: 10 9/25" H: 10 3/4" D: 6"	6.50		The 8126A includes a powered damper, ventilation controller, and installation accessories. The controller energizes the damper, mounted on the return side of the HVAC blower. When the HVAC blower energizes, negative pressure draws fresh air into the home.
KITCHEN VENTILATION KITS				
 #KV08 #KV10	W: 8" H: 10 3/4" D: 12 1/3" W: 10" H: 10 3/4" D: 14 1/5"	6.00 6.70	185 390	The KV08, KV10 Kitchen Ventilation Kits provide make-up air locally to areas where high-CFM range hoods (typically near 400 CFM or above) are used to prevent home depressurization and its undesired side effects.
FRESH AIR EXCHANGER (ERV)				
 #8100	W: 37 3/8" H: 20 23/40" D: 12 3/4"	87.00	130	The 8100 draws in fresh outdoor air and exhausts stale indoor air, transferring energy (heating or cooling) between the two air sources, as well as transferring moisture from the higher moisture airstream to the airstream with lower moisture. This creates a balanced airflow and eliminates pressure. A ventilation controller or thermostat (both sold separately) energizes blowers within the ventilator.

Accessories

ACCESSORIES	PRODUCT DESCRIPTION	UNIT SIZE	TYPE OF WIRE	COMPATIBLE MODELS
 #8051	Flush Mount Sensor Ideal for residential or light commercial applications where customer requires nothing to be seen on the wall.	Disk: 1 1/2" dia. Friction fit in a 1" opening. Air gap of 1/4" required.		8600 8620 8620W 8910 8910W 8920W 8800 8820 8830 8840
 #8052	Outdoor/Duct Sensor Designed for outdoor or duct installation including with use of zone control panels.	Probe: 1/4" dia. x 1 3/4" L Bracket: 3/4" x 3/4"	18-24 gauge 2 conductor wire (or more conductors)	
 #8053	Surface Mount Sensor Perfect for light indoor commercial applications to prevent tampering.	W: 3 1/2" H: 2 1/2" D: 7/8"		
 #8022	3-Wire to 4-Wire Adapter Used to add a wire to a thermostat, fix a broken wire or add a common wire to a 4-wire system.	W: 2 7/8" H: 1 3/4" D: 1 47/50"		All thermostats
 #8028	Damper Power Distribution Panel For applications where needed dampers outnumber control capability of any AprilAire Zone Control Panel.	W: 10 1/2" H: 5" D: 1 7/10"	18-22 gauge stranded or solid thermostat wire can be used for all wire runs	All zone control panels
 #6401	Expansion Panel Two-zone expansion panel that supports 2-wire or 3-wire dampers.	W: 10 1/2" H: 5" D: 1 7/10"		6404 With LCD screen
AUTOMATION MODULES				
 #8082	Temperature and RH Support Module Averages four temperatures (on-board or off-board) and four humidity values (on-board only).	W: 3 1/2" H: 2 1/2" D: 7/8"		8800 8840
 #8083	Flush Temperature and RH Support Module Averages four temperature and four RH values.	Disk: 1 1/2" dia. Cylinder Hole: 1" off wall, 1/4" air gap	Cat 6 or greater	

Ventilation climate zones

Managing the quality of ventilated air delivered into the home is critical to providing a healthy indoor environment. The requirements change significantly based on climate. AprilAire ventilation solutions work with the HVAC equipment to remove moisture, harmful particulates and other contaminants such as VOCs. It's critical to use intelligent ventilation controls and application guidance to properly ventilate rather than relying on exhaust ventilation which simply pulls air through walls.



Source: 2012 & 2015 International Residential Code – N1101.10 (R301.1). Zones are by county, based on factors including mean temperature, warmest month, precipitation and wet bulb temperature.

Use this map and the adjoining application guide to determine the recommended product solution for your climate. These recommendations are based on moisture removal demands, energy savings and integration with the HVAC equipment.

Ventilation Supply Solutions

AprilAire Ventilation Application Matrix

ZONE	CLIMATE TYPE	MAJOR CITIES	PRIMARY SOLUTION ¹	FRESH AIR DUCTED ²	ECONOMY- OR COMFORT- FOCUSED SOLUTION	MULTI-FAMILY NEW CONSTRUCTION SOLUTION
1	Hot & Moist	Miami	E100V + 8190FF or 8192A Dehumidifies incoming ventilation air	HVAC Return	8145A or 8126A	8144NC
2	Hot & Moist	Orlando, Mobile, New Orleans, Houston, Austin, San Antonio	E100V + 8190FF or 8192A Dehumidifies incoming ventilation air	HVAC Return	8145A or 8126A	8144NC
2	Hot & Dry	Phoenix, Tucson	8142A Mixes ventilation air after cooling or heating	HVAC Supply	8126A	8144NC
3	Warm & Moist	Charlotte, Charleston, Atlanta, Little Rock, Oklahoma City, DFW	E100V + 8190FF or 8192A Dehumidifies incoming ventilation air	HVAC Return	8145A or 8126A	8144NC
3	Warm & Dry	El Paso, Las Vegas, Los Angeles, Sacramento	8142A Mixes ventilation air after cooling or heating	HVAC Supply	8126A	8144NC
3	Warm & Marine	San Francisco, San Jose	8142A Mixes ventilation air after cooling or heating	HVAC Supply	8145A or 8126A	8144NC
4	Mixed & Moist	Philadelphia, Washington DC, Baltimore, Nashville, St. Louis, Wichita, Louisville	8145A Mixes ventilation air prior to cooling or heating	HVAC Return	E100V + 8190FF, 8192A or 8126A	8144NC
4	Mixed & Dry	Albuquerque, Amarillo	8142A Mixes ventilation air after cooling or heating	HVAC Supply	8145A or 8126A	8144NC
4	Mixed & Marine	Portland, Seattle	8142A Mixes ventilation air after cooling or heating	HVAC Supply	8145A or 8126A	8144NC
5	Cool & Moist	Boston, Pittsburgh, Columbus, Indianapolis, Detroit, Chicago, Des Moines, Omaha	8145A Mixes ventilation air prior to cooling or heating	HVAC Return	8126A	8144NC
5	Cool & Dry	Denver, Salt Lake City, Boise, Reno	8145A Mixes ventilation air prior to cooling or heating	HVAC Supply or Return	8142A or 8126A	8144NC
6	Cold & Moist	Toronto, Vancouver, Milwaukee, Madison, Minneapolis-St Paul, Sioux Falls	8145A Mixes ventilation air prior to cooling or heating	HVAC Return	8126A	8144NC
6	Cold & Dry	Helena, Cheyenne	8145A Mixes ventilation air prior to cooling or heating	HVAC Return	8126A	8144NC
7	Extreme Cold & Moist	Fargo, Duluth, Calgary, Edmonton	8145A Mixes ventilation air prior to cooling or heating	HVAC Return	8126A	8144NC

¹ Primary AprilAire recommended supply ventilation solution for optimal performance and building code adherence.

² HVAC application considerations based upon moist versus dry air, and proper mixing into the ductwork.



The AprilAire Healthy Air System®

Who doesn't want greater health, virus protection, fewer allergens, more productivity and better sleep. Fill your home with Healthy Air today.

Download the APP

The AprilAire Healthy Air App works with your AprilAire connected devices and provides you with a powerful level of control—no matter where you are. Compatible with AprilAire Wi-Fi thermostats.

