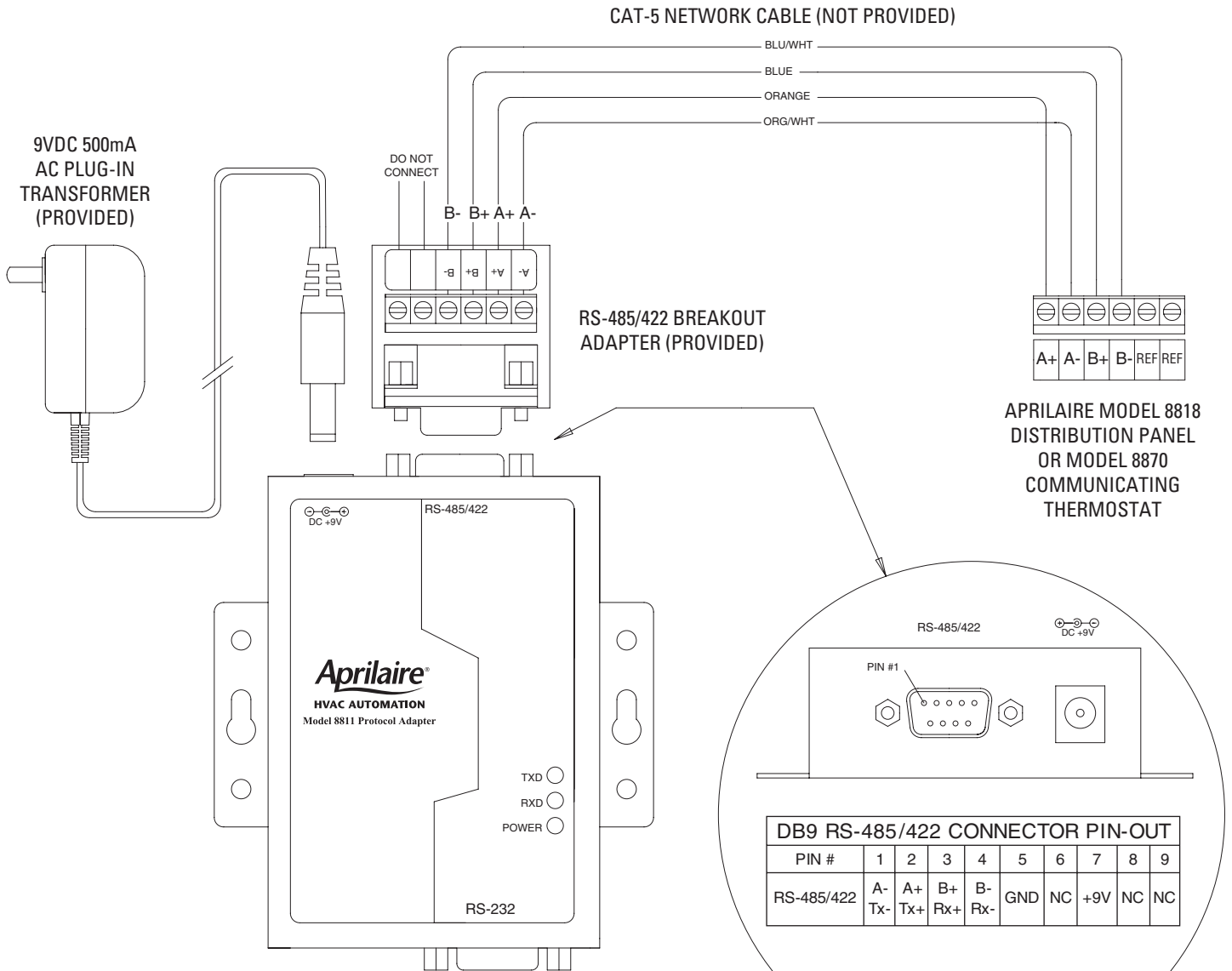
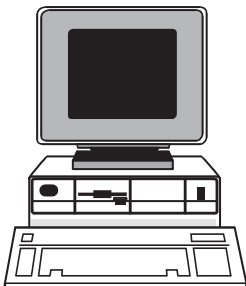


Installation Instructions

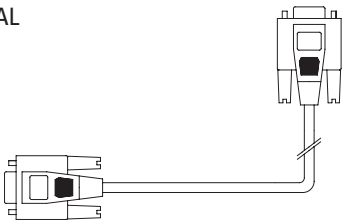


DB9 RS-485/422 CONNECTOR PIN-OUT									
PIN #	1	2	3	4	5	6	7	8	9
RS-485/422	A- Tx-	A+ Tx+	B+ Rx+	B- Rx-	GND	NC	+9V	NC	NC

COMPUTER OR AUTOMATION SYSTEM WITH RS232 SERIAL COMMUNICATION PORT (NOT PROVIDED)



RS-232 3FT CABLE (PROVIDED)



APRILAIRE COMMAND SET

A full command set and a detailed explanation of the command set is available for those who want to write their own software. Contact Aprilaire to request a copy.

APRILAIRE COMMAND DESCRIPTION

SN# [Command] [? or =] [Value (use with = only)]

All Aprilaire commands will begin with the characters **SN**. Immediately following the **SN**, without any intervening spaces (blanks), will be the address (**#**) of the Aprilaire Thermostat with which you are communicating. Omitting the address makes the command global, and all connected communication cards will respond. Following this initial command sequence, spaces may be inserted for clarity between commands. The next portion is the command or variable **[Command]**. The table below describes the available commands (refer to the Aprilaire Automation System Installation Manual for a detailed description of the command set). The next portion **[? or =]** is the action to be performed: **?** corresponds to "state your value", **=** corresponds to "set your value". The final portion, **[Value]**, is used only if a command or variable is to be set. A carriage return is used as the terminator for the command string.

EXCEPTION: The command **SN?** will respond with all connected thermostats returning their address.

Upon receipt of a proper command, Aprilaire will act on it and respond appropriately. Any command sent that is not understood will be ignored – there is no 'ERROR' message sent back. Some of the available commands are summarized in the following list.

COMMAND	DESCRIPTION	VALUE
HOLD	User Hold/Network Override State	ON / OFF
NAME	Location Name	<String>
CR	Command Response Control	Silent / Quiet / Normal
SCALE	Command Temperature Scale	F / C (Fahrenheit/Celsius)
ID	Report Thermostat Device Type	?
MODE,M	Thermostat Mode of Operation	A / C / H / E / OFF (Auto/Cool/Heat/EMHT/Off)
TEMP, T	Report Thermostat Temperature	<i>Inquiry Only</i>
REMOTE, R	Report Thermostat Remote Temperature	<i>Inquiry Only</i>
HVAC, H	Report HVAC Relay States	<i>Inquiry Only</i>
FAN, F	Fan Switch Setting	A / ON (Auto/On)
SET POINT, S	Current Mode Set Point	Two or three digit integer (see next two commands)
SETPOINTHEAT, SH	Heat Mode Set Point	Two digit integer (40 – 88)
SETPOINTCOOL, SC	Cool Mode Set Point	Two or three digit integer (42 – 90)

