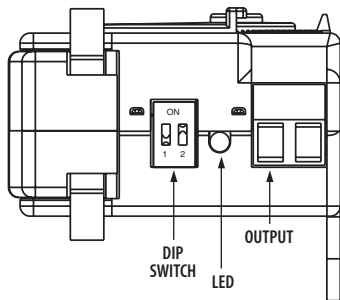


**Functional
Devices, Inc.**

RIB®

RIBXG-SCAL SERIES SPLIT CORE CURRENT SENSORS



DIP SWITCH

SW1*	Change position to start 30 sec. calibration
SW2	ON=15% differential OFF=25% differential

LED

LED Off	No Current
Two Winks	Current Below Range
Three Winks	Current In Range
Four Winks	Current Above Range
Continuous Winks	Calibration in Progress

*Calibration begins automatically when current is applied first time.

MODEL	SENSE RANGE	THRESHOLD ADJUST	OUTPUT	DIP SWITCH	LED
RIBXGA-SCAL	3 - 150A	Yes / Self-Adjustable	Wht/Yel Wires	See chart above	See chart above
RIBXGTA-SCAL	3 - 150A	Yes / Self-Adjustable	Terminals	See chart above	See chart above

**CAUTION: RISK OF ELECTRIC SHOCK - MORE THAN ONE DISCONNECT
MAY BE REQUIRED TO DEENERGIZE THE DEVICE BEFORE SERVICING.**

TO SET UP

The SCAL unit begins the 30 second self-calibration process the first time current is applied in the operating range. The threshold is permanently set. Subsequent calibrations may be performed by moving SW1 to the position opposite of its current position with or without current applied (hands can be safely away from live voltage). Once current begins flowing, or if it already is, the calibration process will begin. At the end of the 30 seconds, amperage will be read and set as the threshold. SW2 sets differential. Status contacts closed when in-range, open when above or below range.

CONTROL UNIT ACCESSORIES
also suitable for use as:
ENCLOSED ENERGY MANAGEMENT
EQUIPMENT, SMOKE CONTROL,
SIGNAL APPLIANCES

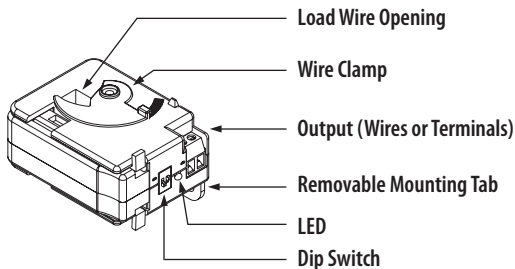
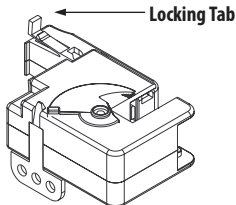
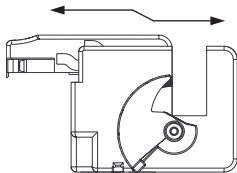
Bulletin B997

**Functional
Devices, Inc.**

RIB®

RIBXG-SCAL SERIES
SPLIT CORE CURRENT SENSORS

Squeeze the locking tabs, then
pull up and back to open.



393085B

Operating Temperature:
-30 to 140° F

Max Sense Voltage:
600 Vac

Approvals:
UL Listed
UL916, UL864, C-UL Canada

Housing Rating:
Plenum, NEMA 1

UL US
LISTED

CE

Functional Devices, Inc.
310 South Union Street
Russiaville, IN 46979

www.FunctionalDevices.com

Bulletin B997