

GUH/GDD95C

SPECIFICATIONS

Configurations

- Upflow / Horizontal
- Downflow

Heat Exchanger Design

- Aluminized steel design primary heat exchanger with crimped no weld construction
- AL 29-4C Stainless steel secondary heat exchanger

Burner

- Aluminized steel inshot burners for smooth ignition

Cabinet Design

- Compact 33" height
- Standardized widths for easy coil fit

Air Delivery System

- Multi-speed high efficiency (constant torque) blower motor
- Easily removable slide out blower design
- Enhanced cooling SEER ratings when applied with properly matched cooling equipment

Controls

- Single Stage Gas Valve
- Durable silicon nitride ignitor
- Self diagnostics saves last 5 fault codes regardless of power interruption
- Control features electronic air cleaner and humidifier terminals

Venting

- Designed certified for direct (2-pipe) and non direct (1-pipe) applications
- Easily vented with PVC pipe

Installation Features

- Left or right utility connection
- Designed certified for direct and non-direct vent applications
- Zero step horizontal conversion
- Removable floor base (upflow / horizontal units) for bottom return air
- Complies with California's South Coast Air Quality Management district Low NOx requirements

Comfort-Aire®

SINGLE STAGE CONSTANT TORQUE GAS FURNACE

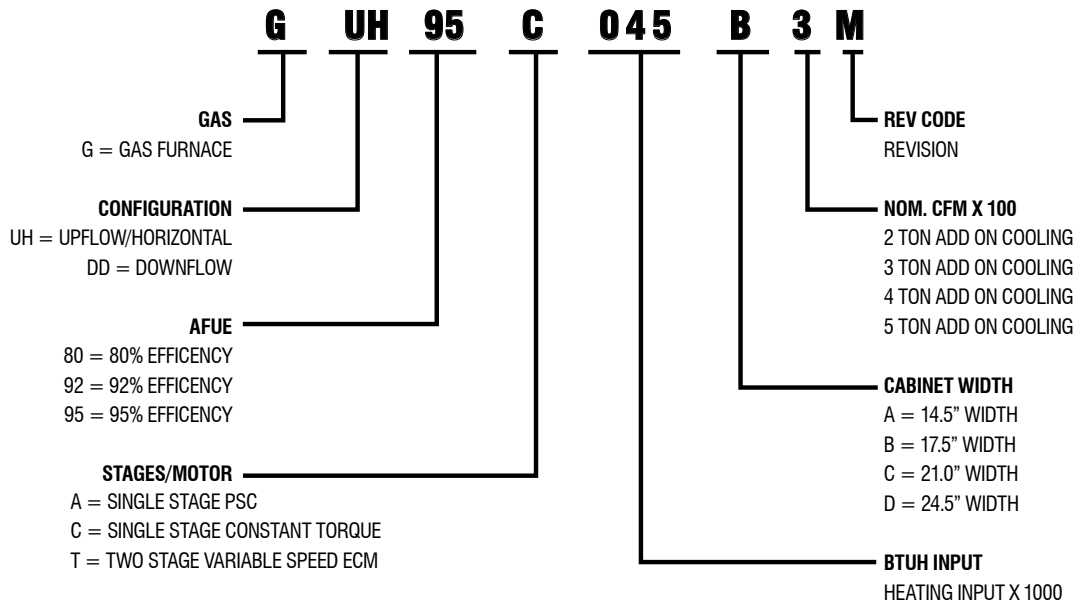
95%



Warranty

Standard warranty or Extended warranty available with product registration. See warranty document for details or visit www.marsdelivers.com

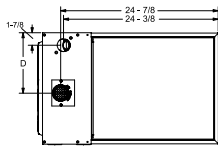
MODEL NUMBER GUIDE



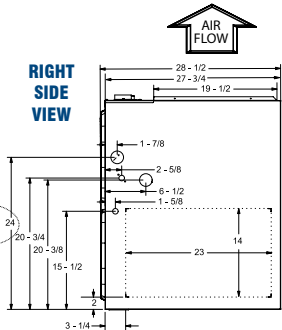
DIMENSIONS (IN.)

Model		A	B	C	D
UPFLOW / HORIZONTAL	GUH95C045B3M	17-1/2	16-3/8	16	7-5/8
	GUH95C070B3M	17-1/2	16-3/8	16	7-5/8
	GUH95C090C4M	21	19-7/8	19-1/2	9-3/8
	GUH95C110C5M	21	19-7/8	19-1/2	9-3/8
	GUH95C135D5M	24-1/2	23-3/8	23	11-1/8
DOWNFLOW	GDD95C045B3M	17-1/2	16-3/8	16	15-1/2
	GDD95C070B4M	17-1/2	16-3/8	16	15-1/2
	GDD95C090C4M	21	19-7/8	19-1/2	19
	GDD95C110C5M	21	19-7/8	19-1/2	19

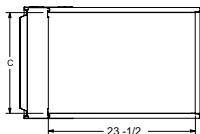
UPFLOW/HORIZONTAL TOP VIEW



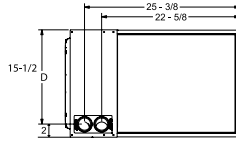
RIGHT SIDE VIEW



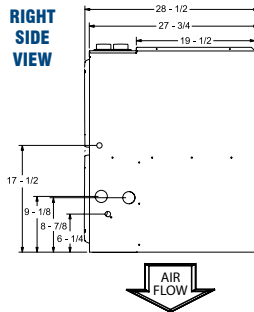
BOTTOM VIEW



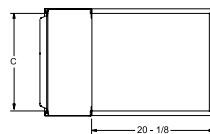
DOWNFLOW TOP VIEW



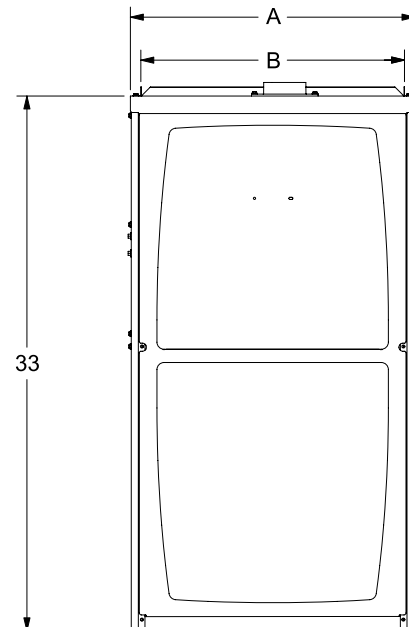
RIGHT SIDE VIEW



BOTTOM VIEW



FRONT VIEW



BLOWER PERFORMANCE DATA

Model		Motor Size (hp)	Blower Size	Temp Rise (F°)	Blower Speed	CFM @ external static pressure - " w.c.						
						.20	.30	.40	.50	.60	.70	.80
UPFLOW / HORIZONTAL	GUH95C045B3M	1/2	10 x 8	35 - 65	High	1290	1275	1220	1215	1190	N/A	N/A
					Med/High	1190	1150	1120	1090	1060	1015	1000
					Med	1080	1045	1015	980	950	900	870
					Med/Low	825	785	735	705	650	620	580
	GUH95C070B3M	1/2	10 x 8	35 - 65	High	1310	1275	1250	1215	1200	1145	N/A
					Med/High	1250	1205	1175	1145	1100	1070	1035
					Med	1130	1100	1065	1045	995	960	925
					Med/Low	880	835	795	745	705	670	610
	GUH95C090C4M	3/4	10 x 10	40 - 70	High	1660	1615	1590	1560	1525	1475	N/A
					Med/High	1435	1390	1350	1310	1255	1220	1170
					Med	1290	1240	1200	1155	1105	1065	1010
					Med/Low	1195	1140	1110	1055	1005	960	920
	GUH95C110C5M	1	11½ x 10	45 - 75	High	2130	2095	2065	2030	1995	1955	1930
					Med/High	1865	1835	1785	1755	1705	1660	1635
					Med	1670	1640	1600	1560	1525	1475	1445
					Med/Low	1560	1525	1465	1425	1380	1350	1300
	GUH95C135D5M	1	11½ x 10	50 - 80	High	2330	2295	2275	2225	2185	N/A	N/A
					Med/High	2180	2120	2075	2035	2020	1940	1890
					Med	1950	1925	1885	1845	1815	1736	1715
					Med/Low	1745	1690	1640	1605	1565	1520	1465
DOWNFLOW	GDD95C045B3M	1/2	10 x 8	25 - 55	High	1320	1285	1275	1230	1185	N/A	N/A
					Med/High	1215	1165	1150	1095	1060	1020	980
					Med	1090	1065	1025	985	935	915	860
					Med/Low	825	795	750	705	655	590	555
	GDD95C070B4M	3/4	11½ x 10	25 - 55	High	1705	1665	1605	1585	1540	N/A	N/A
					Med/High	1470	1430	1390	1335	1300	1260	1220
					Med	1265	1235	1185	1155	1100	1050	1015
					Med/Low	1165	1120	1070	1015	970	915	865
	GDD95C090C4M	3/4	10 x 10	40 - 70	High	1685	1630	1620	1570	1540	N/A	N/A
					Med/High	1455	1415	1370	1335	1295	1260	1210
					Med	1310	1285	1245	1185	1145	1110	1060
					Med/Low	1220	1165	1125	1080	1045	990	940
	GDD95C110C5M	1	11 x 11	40 - 70	High	2185	2150	2085	2060	2005	1970	1910
					Med/High	1910	1850	1810	1765	1700	1665	1620
					Med	1720	1670	1605	1565	1510	1460	1420
					Med/Low	1575	1525	1465	1420	1370	1325	1275
	GDD95C110C5M	1	11 x 11	40 - 70	Low	1360	1290	1255	1190	1160	1100	1045

PHYSICAL AND ELECTRICAL DATA

Model		Input (Btuh)	Output (Btuh)	AFUE (ICS) %	Nom. Cooling Capacity	Gas Inlet (in.)	Volts/Hz/Phase	Max. Time Delay Breaker or Fuse	Nominal F.L.A.	Trans. (V.A.)	Approx. Shipping Weight (lbs.)
UPFLOW/HORIZONTAL	GUH95C045B3M	44,000	42,000	95.0%	1-1/2 — 3	1/2	120 - 60 - 1	15	6.8	40	129
	GUH95C070B3M	66,000	64,000	95.0%	1-1/2 — 3	1/2	120 - 60 - 1	15	6.8	40	134
	GUH95C090C4M	88,000	85,000	95.0%	2-1/2 — 4	1/2	120 - 60 - 1	15	8.4	40	158
	GUH95C110C5M	110,000	106,000	95.0%	3 — 5	1/2	120 - 60 - 1	15	10.9	40	170
	GUH95C135D5M	132,000	128,000	95.0%	3-1/2 — 5	1/2	120 - 60 - 1	15	10.9	40	187
DOWNFLOW	GDD95C045B3M	44,000	42,000	95.0%	1-1/2 — 3	1/2	120 - 60 - 1	15	6.8	40	131
	GDD95C070B4M	66,000	64,000	95.0%	2-1/2 — 4	1/2	120 - 60 - 1	15	8.4	40	144
	GDD95C090C4M	88,000	85,000	95.0%	2-1/2 — 4	1/2	120 - 60 - 1	15	8.4	40	160
	GDD95C110C5M	110,000	106,000	95.0%	3 — 5	1/2	120 - 60 - 1	15	10.9	40	174

Note: For vent length and clearances to combustibles, please reference installation instructions.

ACCESSORY LIST

PART NUMBER	DESCRIPTION
External Filter Rack kits	
1.841018	1 pack (16 x 25)
1.841039	10 pack (16 x 25)
Natural to LP Kits	
11K50	1-Stage - 90
11K45	High Altitude 1-Stage
13X57	30k BTUH
Return Air Base	
68W62	17.5" B Width
68W63	21.0" C Width
68W64	24.5" D Width
Downflow Combustible Flooring Base	
11M60	17.5" B Width
11M61	21.0" C Width
Night Service Kits	
86W57	Single Stage
Horizontal Suspension Kit	
51W10	80% & 90% Kit
Flush Mount Termination (90% Furnaces only) US Only	
51W11	2" & 3" Vent Version
Concentric Vent Kit (90% Furnaces only) US Only	
71M80	1-1/2" Vent Version
69M29	2" Vent Version
60L46	3" Vent Version
Concentric Vent Kit (90% Furnaces only) Canada	
44W92	1-1/2" and 2" Vent Version
44W93	3" Vent Version
2-Stage Compressor Relay Kit	
85W66	Blower Relay Kit
Twinning Kit	
16W72	Constant Torque Gas Furnace Twinning Kit

For vent length and clearances to combustibles, please reference installation instructions.

Due to ongoing product improvements, specifications and dimensions are subject to change and correction without notice or incurring obligations. Determining the application and suitability for use of any product is the responsibility of the installer. Additionally, the installer is responsible for verifying dimensional data on the actual product prior to beginning any installation preparations.

Third party incentive and rebate programs have precise requirements as to product performance and certification. All products meet applicable regulations in effect on date of manufacture; however,

certifications are not necessarily granted for the life of a product. Therefore, it is the responsibility of the applicant to determine whether a specific model qualifies for these incentive/rebate programs.

"This product complies with all California product labeling laws including, but not limited to, the Safe Drinking Water and Toxic Enforcement Act of 1986, more commonly known as Proposition 65."