



KM-1601MRJ(3)

MODULAR CRESCENT CUBER



KM-1601MRJ(3)
06/05/17
Item # 13174

W x D x H
30" x 27^{3/8}" x 41^{5/8}"

**KM Edge
DESIGN**


KM-1601MRJ
Remote Air-Cooled 1 Phase



KM-1601MRJ3 ★
Remote Air-Cooled 3 Phase
Shown on optional bin: B-900



Item #: _____
Project: _____
Qty: _____
AIA#: _____

Features

- ▶ Individual crescent cube
- ▶ Stainless steel evaporator
- ▶ CycleSaver™ design 

- Up to 1653 lbs. of ice production per 24 hours
- Durable stainless steel exterior
- Protected by H-Guard Plus Antimicrobial Agent 
- EverCheck™ alert system 
- R-404A Refrigerant

Available on Bins:

B-250PF B-700PF/SF B-900PF/SF B-1300SS B-1650SS*

B-500PF/SF B-800PF/SF B-1150SS B-1500SS*

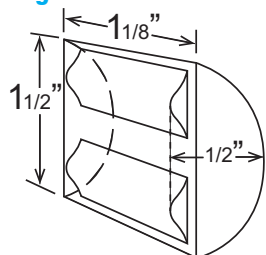
*Top kit may be required. See Bin Spec Sheets. *Two unit application only.*

Warranty:

3 Year Parts & Labor on entire machine. 5 Year Parts & Labor on Evaporator. 5 Year Parts on Compressor; air-cooled condenser coil. Valid in United States, Canada, Puerto Rico and U.S. Territories. Contact factory for warranty in other countries.

	Condenser	Model	ICE PRODUCTION				WATER USAGE			ELECTRICAL			Heat Rejection BTU/hr.	Shipping Weight	ENERGY STAR®
			Air / Water Temp Lbs. per 24 hours		Per Cycle		Potable Gal. per 100 lbs.	Condenser Gal. per 100 lbs.	kWh Used per 100 lbs.	Max. Fuse Size or HACR Circuit Breaker	Amperage	Voltage			
			70° / 50°F	90° / 70°F	Lbs.	Cubes	90° / 70°F	90° / 70°F	90° / 70°F						
1 Phase	Remote Air-Cooled	KM-1601MRJ	1594	1550	29.9	1440	18.0	N/A	4.35	20A	15.9A	208-230V/60/1	24,300	316 lbs.	
3 Phase	Remote Air-Cooled	KM-1601MRJ3	1653	1550	29.9	1440	18.0	N/A	4.09	20A	12.9A	208-230V/60/3	23,300	316 lbs.	★

KM Edge Cube Dimensions*



* approximate size in inches, image not to scale

Operating Limits

- Ambient Temp Range 45 - 100°F
- Water Temp Range 45 - 90°F
- Water Pressure 10 - 113 PSIG
- Voltage Range 187 - 253V

Service

- Panels easily removed and all components accessible for service.
- Allow 6" (15 cm) clearance at rear, sides, and top for proper air circulation and ease of maintenance/service.

Plumbing

- Icemaker Water Supply Line: Minimum 3/8" Nominal ID Copper Water Tubing or Equivalent
- Icemaker Drain Line: Minimum 3/4" Nominal ID Hard Pipe or Equivalent




KM-1601MRJ(3)

MODULAR CRESCENT CUBER

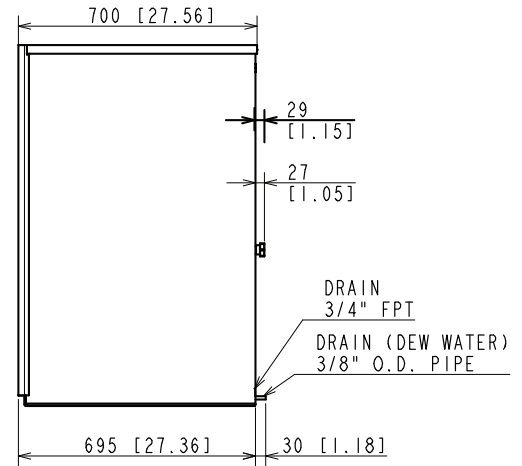


KM-1601MRJ(3)
06/05/17
Item # 13174

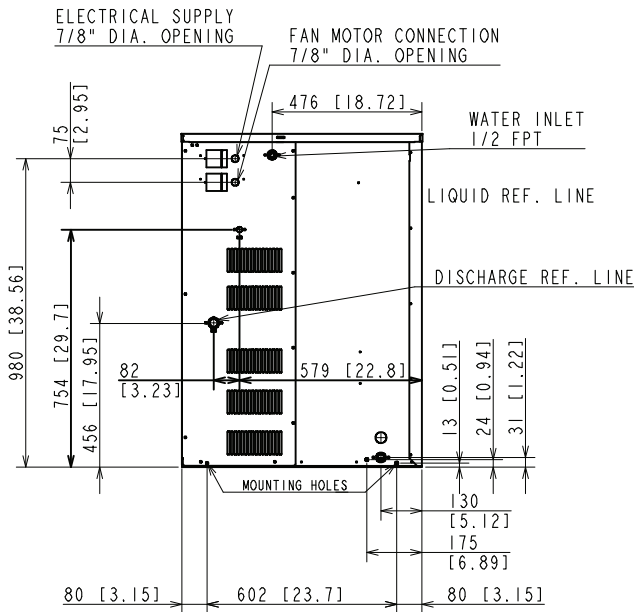
FRONT VIEW



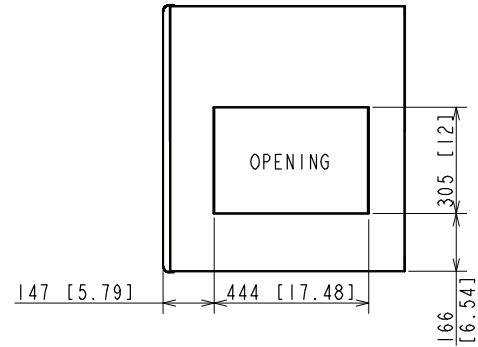
SIDE VIEW



REAR VIEW

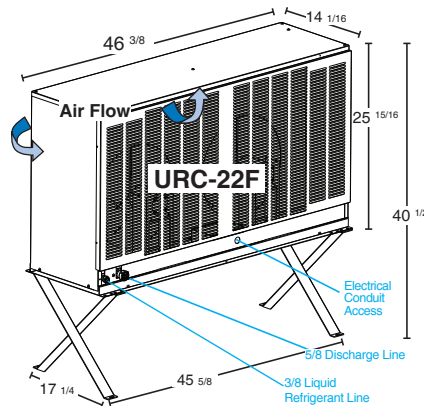


BOTTOM VIEW



URC-22F Remote Condenser (Sold Separately)

(W x D x H) 46^{3/8} X 14^{1/16} X 40^{1/2}
For Use with KM-1601MRJ(3)



Pre-Charged Tubing Kits (Sold Separately)

- 20' R404-20610
- 35' R404-35610
- 55' R404-55610



Voltage supply for the URC Remote Condenser is supplied from the Ice Maker. No additional circuit is required.