

Series RS – High Pressure Sensors & Probes For Conductance Actuated Controls

Series RS Sensors

Series-RS-X-BR-1:

- NEMA 4X Enclosure
- For sophisticated multi-level control in tanks, boilers and hydronic systems
- Remote sensors, which thread into the top of the boiler or tank, are available with 1, 2, 3, 4 or 5 probes of varying lengths that can easily be cut to desired set points
- Probe lengths 12 - 72" (2.5 - 183cm) in 12" (2.5cm) increments (purchased separately)
- Control, remote sensor and probe(s) must be ordered separately. Order Spacer S-4 when 2 or more probes greater than 36" (914mm) will be used
- No blow down required
- Maximum Temperature 406°F (208°C)
- Maximum Pressure 250 psig (17.6 kg/cm)

High Pressure Remote Sensors and Probes

Model Number	Part Number	Description	Weight lbs. (kg)
RS-1-BR-1	179524	Remote Sensor; 1 level	1.7 (.8)
RS-2-BR-1	179525	Remote Sensor; 2 levels	3.3 (1.5)
RS-3-BR-1	179526	Remote Sensor; 3 levels	3.3 (1.5)
RS-4-BR-1	179527	Remote Sensor; 4 levels	4.0 (1.8)
RS-5-BR-1	179528	Remote Sensor; 4 levels for non-metallic tanks	4.3 (1.95)

See page 71 for probe rods.

Dimensions, in. (mm)

Remote Sensor	A	B	C
1 Probe	1 NPT	1 ¹¹ / ₁₆ (43)	½ NPT
2 or 3 Probes	2 NPT	2 ¹ / ₃₂ (59.5)	½ NPT
4 or 5 Probes	2½ NPT	2 ¹⁵ / ₃₂ (63)	½ NPT


RS-1-HP

Series-RS High Pressure Remote Sensor:

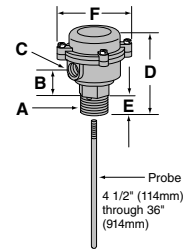
- NEMA 1 Enclosure
- Maximum Temperature 406°F (208°C)
- Maximum Pressure 250 psig (17.6 kg/cm)
- For single sensor applications with high-pressure environments. Requires additional probe rod. See page 71.

Ordering Information

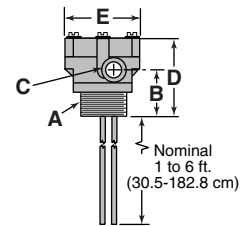
Model Number	Part Number	Description	Weight lbs. (kg)
RS-1-HP	176199	High pressure remote sensor	0.5 (.23)



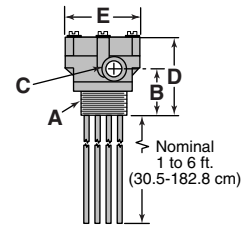
High Pressure Remote Sensor
Model RS-1-BR-1



High Pressure Remote Sensor
Model RS-2-BR-1
Model RS-3-BR-1



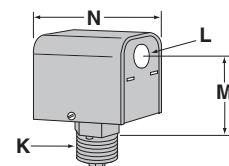
High Pressure Remote Sensor
Model RS-4-BR-1
Model RS-5-BR-1



Remote Sensor	D	E	F
1 Probe	4 9/16 (116)	1¼ (32)	3¼ (83)
2 or 3 Probes	3 7/8 (98)	4 (102)	-
4 or 5 Probes	4 (102)	4 (102)	-



Remote Sensor
Model RS-1-HP



Dimensions, in. (mm)

Model	K	L	M	N
RS-1-HP Remote Sensor	¾ NPT	7/8 (22)	3 (80)	3 3/8 (86)