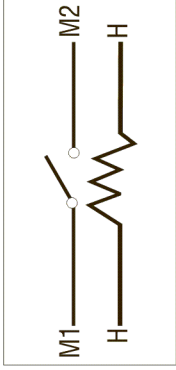




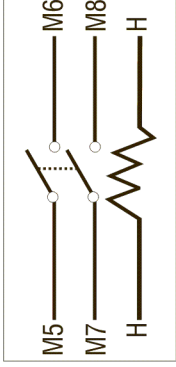
SUPCO "Q" Series Sequencer Wiring Diagram

Q101, Q109 & Q116



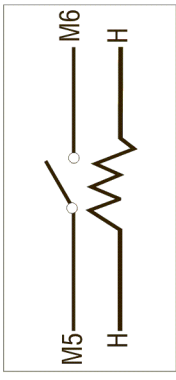
Q101 OFF 40-110 Sec.
 ON 1-20 Sec.
 Q109 OFF 40-110 Sec.
 ON 20-50 Sec.
 Q116 OFF 1-45 Sec
 ON 1-60 Sec

Q104 & Q110



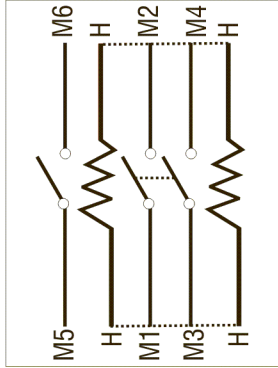
Q104 OFF 1-30 Sec.
 ON 30-90 Sec.
 Q 110 OFF 30-60 Sec.
 ON 10-30 Sec.

Q102



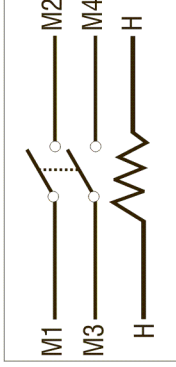
OFF 1-30 Sec.
 ON 30-90 Sec.

Q105



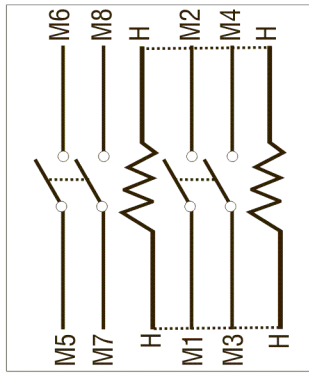
OFF 1-110 Sec.
 ON 1-110 Sec.

Q103 & Q113



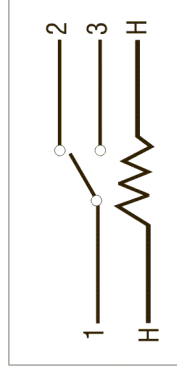
Q103 OFF 40-110 Sec.
 ON 1-20 Sec
 *Q113 OFF 15-65 Sec.
 ON 30-10 Sec.
 *Q113 Has 240 Volt Heater

Q106



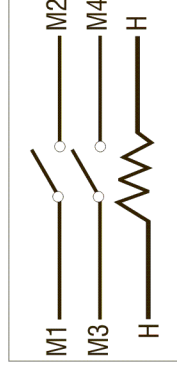
OFF 1-110 Sec.
 ON 1-110 Sec.

Q108



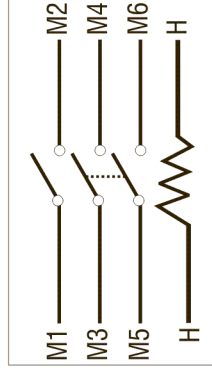
OFF 65-115 Sec.
 ON 1-25 Sec.

Q111



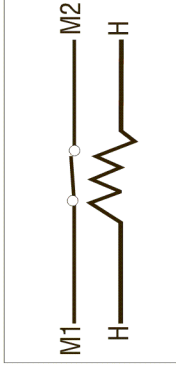
OFF M1-M2 90-160 Sec.
 ON M1-M2 10-40 Sec.
 OFF M3-M4 30-60 Sec.
 ON M3-M4 10-30 Sec.

Q112



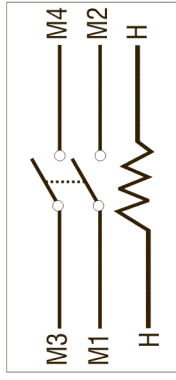
OFF M1-M2 90-150 Sec.
 ON M1-M2 10-30 Sec.
 OFF M3-M4 30-60 Sec.
 ON M3-M4 10-30 Sec.
 OFF M5-M6 30-60 Sec.
 ON M5-M6 10-30 Sec.

Q114



OFF 15-25 Sec.
 ON 15-45 Sec.

Q115



OFF 1-45 Sec.
 ON 1-60 Sec.

*Note all Sequencers include a 24 volt heater except the Q113 which has a 240 volt heater.

Q Series Competitive Cross Reference

SUPCO®	GEM®	GLOBAL®	MARS®	WATSCO®	KLIXON®	W/R®	ROBERTSHAW®	INTERSTATE ELECTRIC® I-9	ZETTLER®	OEM
Q101	GS101 *** ***	24CZ-1 *** ***	33241 33841 ***	TDR10 *** ***	6000AONI-98 *** ***	24A34-1 24A34-7 24A34-13	611-241 *** ***	IES24A34-1 *** ***	ZC24A34-1 *** ***	Goodman® B1290906 Lennox® 12F20 & 58C9701 York® 525-37322-000
Q102	GS102 *** ***	24CZ-2 *** ***	33242 33842 ***	TDR15 *** ***	6000AONI-97 *** ***	24A34-2 *** ***	611-242 *** ***	IES24A34-2 *** ***	ZC24A34-2 *** ***	Carrier® 40CF680020
Q103	GS103 *** *** ***	24CZ-3 *** *** ***	33244 33844 *** ***	TDR20 *** *** ***	6000AONI-87 6000EO-102 *** ***	24A34-3 *** *** ***	611-244 *** *** ***	IES24A34-3 *** *** ***	ZC24A34-3 *** *** ***	ICP® / Carrier® HN67QC005 ICP® / Carrier® HQ1056789 Goodman® BT1256504
Q104	GS104 *** ***	24CZ-4 *** ***	33245 33845 ***	TDR25 *** ***	6000EO49 *** ***	24A34-4 *** ***	611-245 *** ***	IES24A34-4 *** ***	ZC24A34-4 *** ***	York® 525-37325-000 ICP® / Carrier® HN67QC006
Q105	GS105 *** ***	24CZ-5 *** ***	33232 33832 ***	TDR30 *** ***	51172-32 *** ***	24A34-5 24A34-54 ***	611-232 *** ***	IES24A34-5 *** ***	ZC24A34-5 *** ***	York® 525-37327-000 Coleman® 3120A357
Q106	GS106 *** ***	24CZ-6 *** ***	33233 33833 ***	TDR35 *** ***	51172-33 *** ***	24A34-6 *** ***	611-233 *** ***	IES24A34-6 *** ***	ZC24A34-6 *** ***	ICP® / Carrier® HN67QC008 ICP® / Carrier® P284-1313
Q107	GS107 *** ***	24ZC-14 *** ***	33848 *** ***	*** *** ***	51172-35-1 *** ***	24A34-14 *** ***	611-007 *** ***	IES24A34-14 *** ***	ZC24A34-14 *** ***	York® 525-37328-000
Q108	GS108 *** ***	*** *** ***	*** *** ***	*** *** ***	6000CO-27 *** ***	*** *** ***	*** *** ***	*** *** ***	*** *** ***	Goodman® B13707-38 ICP® / Carrier® HN67GJ002
Q109	*** *** ***	*** *** ***	*** *** ***	*** *** ***	*** *** ***	*** *** ***	*** *** ***	*** *** ***	*** *** ***	Janitrol® BT1256500
Q110	*** *** ***	*** *** ***	*** *** ***	*** *** ***	*** *** ***	*** *** ***	*** *** ***	*** *** ***	*** *** ***	Weatherking® 4223115608
Q111	*** *** ***	*** *** ***	*** *** ***	*** *** ***	*** *** ***	*** *** ***	*** *** ***	*** *** ***	*** *** ***	Weatherking® 4223115606
Q112	*** *** ***	*** *** ***	*** *** ***	*** *** ***	*** *** ***	*** *** ***	*** *** ***	*** *** ***	*** *** ***	Weatherking® 4223115607
Q113*	*** *** ***	*** *** ***	33265 *** ***	*** *** ***	6000E4-40 *** ***	*** *** ***	*** *** ***	*** *** ***	*** *** ***	***
Q114	*** *** ***	*** *** ***	*** *** ***	*** *** ***	*** *** ***	*** *** ***	*** *** ***	*** *** ***	*** *** ***	Coleman® 7670-307, & 7670-308 7670-130, 7670-913, 7670-101
Q115	*** *** ***	*** *** ***	33246 *** ***	*** *** ***	6000EOM *** ***	24A52-1 *** ***	*** *** ***	*** *** ***	** *** ***	Coleman® 3120A3771
Q116	*** *** ***	*** *** ***	33243 *** ***	*** *** ***	6000AOM *** ***	24A51-1 *** ***	*** *** ***	*** *** ***	*** *** ***	Coleman® 3110-354

* Note all sequencers have a 24 volt heater, except for the Q113 which has a 240 volt heater.

Part numbers are intended solely for identification, items offered are not represented to be manufactured by the company that built the original equipment.

Electrical Ratings

Single Load Contact Ratings (all Models):					
VAC	Resistive Load Ratings [Non-Inductive]		Motor Load Ratings [Non-Inductive]		Pilot Duty
	Watts	Amps	Full Load [FLA]	Locked Rotor [LRA]	
120	3000	25 A	14 A	72 A	125 VA
240	6000	25 A	7 A	42 A	125VA
480	6000	12.5 A	---	---	480 VA

Combined Load Contact Ratings (all Models):

30A @ 240 VAC Example: 23A non-inductive + 7 FLA / 42 LRA inductive

Heater Pole:

24 VAC .018 (Anticipator)

0.75 A Max Inrush

0.16 to 0.20 Amps Steady State

Ambient Rating: -50° to 165°F



Sealed Unit Parts Co., Inc.
 PO Box 21, 2230 Landmark Place
 Allenwood, NJ 08720 USA
 732-223-6644 • Fax 732-223-161
 www.supco.com • info@supco.com

Rev. 02162012
 P/N 19509