

# GAS AND OIL POWER BURNERS



# WAYNE

**Combustion Systems**  
A Scott Fetzer Company

**"We Tame The Flame"**

## WAYNE COMBUSTION SYSTEMS

801 Glasgow Ave. • Fort Wayne, Indiana 46803-1391

[www.waynecombustion.com](http://www.waynecombustion.com)

Phone: 260.425.9200 • Fax: 260.424.0904 or 1.800.345.0341




# WAYNE GAS

COMPLETE RESIDENTIAL TO SMALL COMMERCIAL GAS

## SC80 FEATURES


The Wayne Model SC80 pre-mix power gas burner is compact and designed for small combustion chambers.

**Special features:** High static air pressure to compensate for varying combustion chamber configurations. Direct spark to main flame ignition to alleviate pilot issues. Fires both Natural and LP Gas. Two rod single trial for ignition control. Positive premixing of gas and air to provide excellent combustion characteristics.




## P250AF FEATURES

The P250AF features an adjustable flame spreader to allow tailoring of the flame size and shape to the combustion chamber. Fires from 50,000 to 250,000 BTU/Hr. Power burner design will increase efficiency up to 30% over atmospheric gas burners. Available in 8" air tube length only (approximately 7" maximum insertion).



## P265F FEATURES

The P265F line features a fixed flame spreader, which provides a consistent, bushy, round flame. Typical applications include furnaces, boilers ("BB" Boiler Burner version recommended) and most water heaters. This unit is frequently employed for oil to gas conversion. Fires from 65,000 to 200,000 BTU/Hr. Quiet operation with an uncomplicated design that is easy to install and service. Available in 5", 8" and 11" air tube lengths ("BB" Boiler Burner is an 8" only).




# BURNERS

BURNER LINE AVAILABLE – NATURAL OR LP GAS.

## HSG FEATURES




The HSG200 and HSG400 are high efficiency power gas burners producing high static pressure combustion. Partial premix flame retention head provides a stable flame and yields excellent combustion characteristics. Direct Spark ignition system. Units fire Natural or LP gas from 60,000 to 400,000 BTU/Hr. and easily convert from firing Natural to LP gas with a simple exterior accessible orifice change, gas valve pressure adjustment and air adjustments. All orifices allowing the burner to fire its full rated range, Natural or LP gas, are included with each unit. U. S. Patent #4,388,064.



## EHG FEATURES

The Wayne Model EHG power gas burners with capacity from 425,000 to 700,000 BTU/Hr are designed for performance and reliability.


**Special features:** Higher static pressure than standard gas burners. Very good combustion even under poor draft situations. Partial premix flame retention head provides a stable flame and yields excellent combustion characteristics (9% to 11% CO<sub>2</sub> on Natural gas). Direct Spark ignition system. Units fire Natural or LP gas from 425,000 to 700,000 BTU/Hr. and easily convert from firing Natural to LP gas with a simple exterior accessible orifice change, gas valve pressure adjustment and air adjustments. All orifices allowing the burner to fire its full rated range, Natural or LP gas, are included with each unit. Industry proven controls and components.



# NIGHTHAWK

## LC1500 FEATURES

The LC1500 gas burner is capable of overcoming high static pressures. Nozzle mix head design provides excellent combustion characteristics. Direct spark ignition for added reliability. High-Low gas pressure switches are standard on gas trains. Converts easily to fire Natural or LP Gas. Adjustable head allows flame to be customized for various applications. Durable die-cast housing. Industry proven controls and components. Standards are UL795. CSD-1 available.




**Easy Installation and Service.** Spring action terminal blocks to facilitate fast and easy wire connections. Fixed firing rates of 700,000 to 1.5 million BTU/Hr without changing the orifice. Swing-away head design allows for easy maintenance. Equipped with Power On and Fuel On indicator lights.

## LC2300 FEATURES

The LC2300 gas burner is capable of overcoming high static pressures. Nozzle mix head design provides excellent combustion characteristics. Direct spark ignition for added reliability. Converts

easily to fire Natural or LP Gas. Industry proven controls and components. Swing-away/slide out housing design allows for easy maintenance. Standards are UL795. CSD-1 available.



**Easy Installation and Service.** Fixed firing rates of 1.1 million to 2.3 million BTU/Hr without changing the orifice. Equipped with Power On and Fuel On indicator lights.

### Applications:

The Nighthawk performs well in a wide range of applications including boilers, commercial and industrial furnaces, heat treating, incineration, paint drying, process heating, grain drying, and parts washing.

# WAYNE OIL


## FEATURES COMMON TO ALL:

High speed 3450 RPM flame retention burners. Small body fuel units utilized on all burners (high-capacity on units rated over 3.00 GPH). No-Drip nozzle adapter for drip-free burner operation, which helps prevent soot formation caused by nozzle after-drip. Patented 2-band adjustable air bands interlock for positive air control (not applicable to HS Blue Angel Plus). Adjustable flange and gasket included with burner. Optional pedestal mount available.

## HS FEATURES




The ultra-high efficiency Blue Angel Plus oil burner features a one piece electrode assembly for ease of setup and adjustment. Firing range from 0.50 to 3.00 GPH (0.50 to 2.50 GPH without changing air handling components). Exclusive flow design creates high static pressure for efficient combustion, and helps overcome poor draft conditions. Flamelock feature which results in improved efficiency and lower emissions. U.S. Patent #4,388,064.



## MSR FEATURES

The MSR fires No. 1 and No. 2 home heating oil, kerosene and Diesel from 0.50 to 2.75 GPH. Includes a Flamelock air cone which insures positive flame retention, low nozzle temperatures and yields improved efficiency and lower emissions. High static pressure is capable of overcoming most challenging draft conditions.

**Special features:** Flamelock feature which results in improved efficiency and lower emissions. Low nozzle temperatures. Positive flame retention. Controlled flame pattern. High static pressure which overcomes adverse draft conditions.



# BURNERS

## WAYNE QUALITY BURNERS:

One piece aluminum fan housings (die cast except for "FH") provide perfect alignment between pump and motor for whisper quiet operation. All major components are standard requiring no special parts to service the Wayne line. Standard 10,000 volt constant duty transformer or solid state 14,000 volt ignitor available. Easy access to all parts permits quick inspection and cleaning. Entire burner is disassembled in a few seconds without the need of special tools.

### EH FEATURES

Efficient burner covering the 3.00 to 6.00 GPH range requiring only one air cone change. Featuring small body, high capacity fuel units and a ¼ H.P. motor. Flamelock feature which results in improved efficiency and lower emissions.

### FH FEATURES

Our commercial burner with the widest firing range of 4.00 to 13.00 GPH. Provides efficiency and flexibility. Only one air cone change required to fire the entire range. Equipped with heavy-duty ½ H.P. multi-voltage motor. Flamelock feature which results in improved efficiency and lower emissions.

