

Type 124 DC Power Contactor



- Double-make or double-break contacts
- Dust resistance steel enclosure
- Capable of handling low and high current requirements
- Isolated or grounded coils
- Impact resistant phenolic end caps

SPECIFICATIONS

Dielectric Strength

- 500 volts

Temperature Range

- -40°F/-40°C to 149°F/65°C

Mechanical Life (no load)

- 100,000 operations

Electrical Life (rated load)

- 50,000 operations

Recommended Mounting Position

- Vertical plane with coil terminals up

Weight (approximate)

- SPNC: 16.0 oz.
- SPNO: 16.0 oz.
- SPDT: 19.0 oz.

Duty Cycle

- Continuous
- Intermittent: 10 seconds “on” maximum and minimum 60 seconds “off”. One minute “on” maximum and minimum 6 minutes “off”

Hardware Torque Specification

- Contact Terminal: 60 inch-lbs. max.
- Coil Terminal: 12-18 inch-lbs

Contacts

- Pole form: SPNO, SPNC and SPDT
- Material: silver alloy
- Termination: 5/16-24 UNF-2A thread

CONTACT RATINGS

Volts DC	Normally open		Normally closed	
	Continuous	Inrush	Continuous	Inrush
6	150A	400A	50A	200A
12	150A	400A	50A	200A
24	150A	400A	50A	200A
36	100A	400A	50A	100A

Coils

- Voltage: 6 VDC through 48VDC
- Termination: #10-32 UNF-2A thread
- Power (approximate)
 - Continuous: 12 watts
 - Intermittent: 24 watts

Connections

- Isolated (two terminals)
- One coil lead grounded to case (one terminal)

Minimum operating voltage

- 75% of rated coil voltage
- Maximum 10% over rated coil voltage

COIL DATA

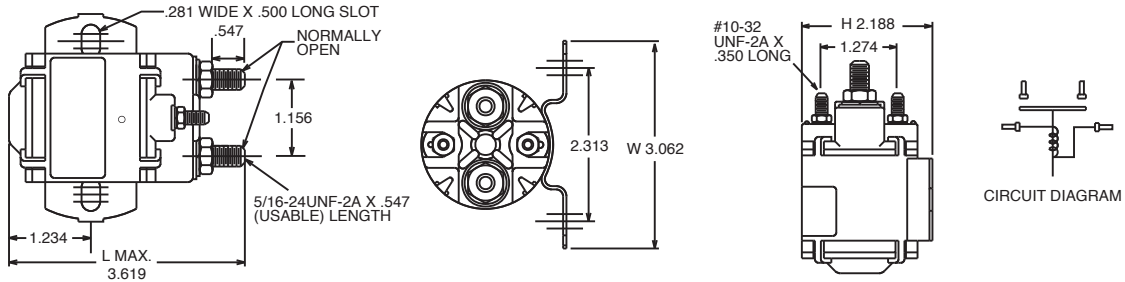
Volts DC	Resistance in Ohms	
	Intermittent	Continuous
6	1.7	3.3
12	6.6	13.2
15	10.2	21.0
24	26.0	53.0
36	59.0	120.0
48	105.0	213.0

Type 124 DC Power Contactor

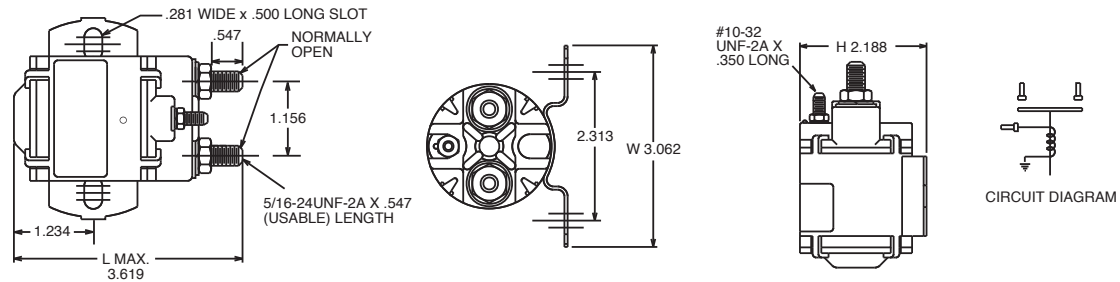
APPLICATION NOTES

- Not all part number combinations are available. Please contact your Sales Representative for available part numbers.
- DC contactors applied in battery charging circuits should be protected from higher than rated voltage during charging. The service life may be affected by this condition and the DC contactor may or may not operate the circuit as intended.
- Circuits should be designed to provide safe operation should the DC contactor fail in either the open or closed position.
- A back-up wrench must be used to hold the bottom nut stationary during terminal installation.

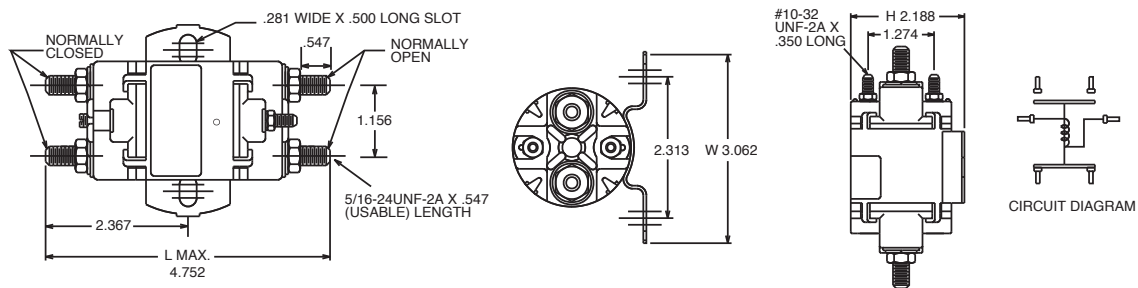
SPNO OR SPNC: ISOLATED COIL



COIL GROUNDED TO CASE



SPDT: ISOLATED COIL



TYPE 124 Part Numbering System

